

HOUSING NEWSLETTER

The Week's Most Important Housing News

A message from Nickolas Inhelder:

We Make Home Happen.™

Our goal is simple:

To help every family we serve get to "Yes."

Yes to the loan that unlocks the joy of home ownership.

Yes to the lending solution that meets every client's unique needs and wants.

That's why we dedicate our every resource to serve as your personal guide through the lending process, solving problems, building confidence. Aslan has access to every lending option leading to the purchase or refinance of a residential home loan.

This is more than work for us. It is our unique joy in this life to share our collective skill, creativity, and care to bring you and your family right to where you belong.

Let's make home happen.

CONTACT ME TODAY



Nickolas Inhelder
Mortgage Broker, Aslan
Home Lending Corp

www.AslanHLC.com

P: (720) 446-8778

M: (858) 229-9533

nick@inhelderinvestments.com

1777 S. Harrison St.

Denver CO 80210

2037157 - CO, FL, TX, WY



The Dots Put an Exclamation Point on Record-Breaking Drop in Rates

We came into this week expecting the Fed's Dot Plot to set the tone, or at least to create a good amount of movement in rates, and that's exactly what happened.

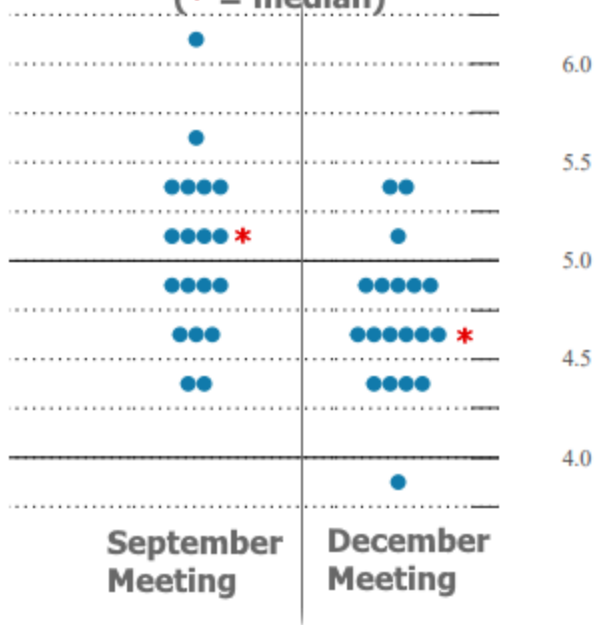
The dot plot refers to a chart that appears 4 times a year in economic projections released by the Fed. Projections are not the same as predictions, but the dots still provide the market with valuable insight as to how the Fed will change short term interest rates if the economy evolves as expected.

Specifically, the Fed sees job growth generally moderating and inflation gradually falling toward target levels. The dots essentially say "if that stuff keeps happening in the same way it has been happening, here's where we expect the Fed Funds rate to be."

The last dot plot came out with the September Fed meeting. It showed the median rate staying about 0.50% higher than the previous dot plot in June. Rates didn't love that. With support from resilient economic data, the dots were a catalyst for a push up to the highest interest rates in decades by the end of October.

Heading into this week's dot plot, we knew things would look better for rates based on recent Fed speeches and more moderate economic data over the past 2 months, but we didn't know how much better. Here's exactly how things changed for the "end of 2024" time frame most scrutinized by market participants:

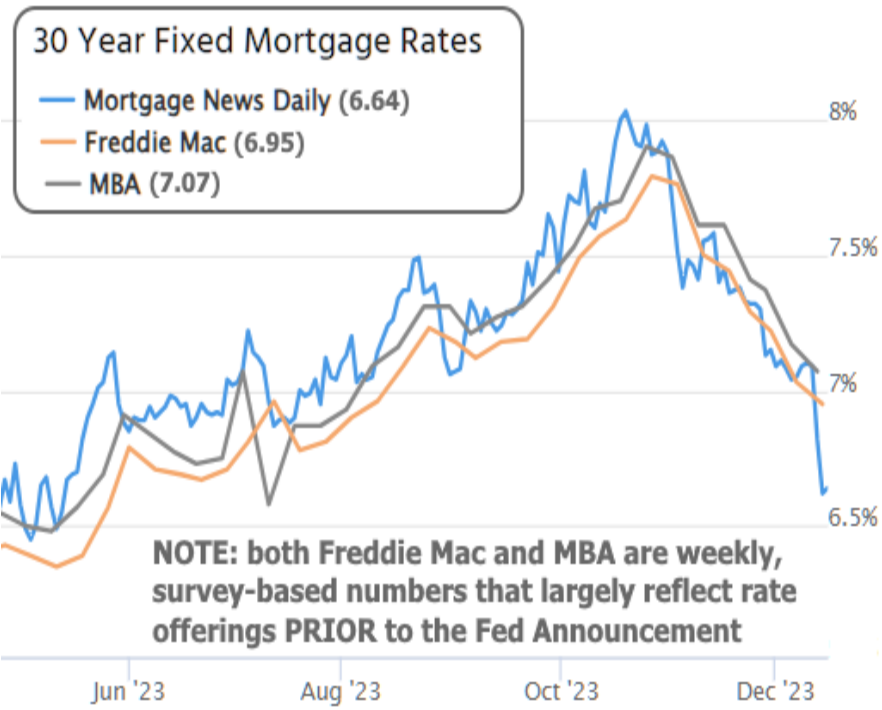
Fed Funds Rate Projections For Each Fed Member by the end of 2024 (* = median)



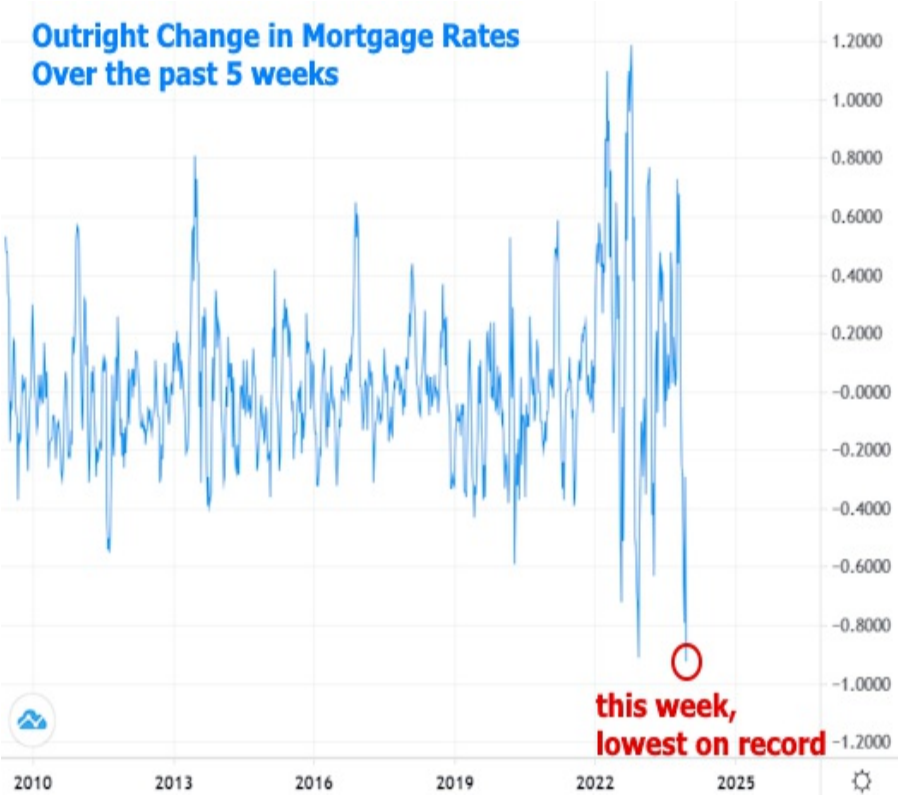
The median Fed member now sees the Fed Funds Rate at 4.625% by the end of 2024 as opposed to the 5.125% conveyed in September's dot plot. This was clearly better news than the market was expecting because here's what rates did when it came out:



2yr Treasury yields have more in common with near-term Fed Funds Rate expectations while 10yr yields move more like mortgage rates. Speaking of mortgage rates, they had quite a week, although you'd only know it by looking at actual daily averages such as the Mortgage News Daily index as opposed to weekly surveys that don't yet reflect the huge drop in the 2nd half of the week.



While Freddie Mac's rate index fell by bigger amounts in the 1980s on a few occasions, this is the biggest 5 week drop on record for the MND index. The following chart shows the 5-week change in rates. In other words, the drop that began in November is the biggest we've seen in decades, even if only slightly bigger than the drop seen last year.



In addition to the dot plot, Fed Chair Powell mentioned that the Fed had begun to discuss rate cuts. It's important to keep in mind that Powell has also been clear that the Fed could actually hike rates again if inflation were to pick back up. He's also been clear in saying that inflation would need to keep moving lower in order to make rate cuts a reality. As far as this week's Consumer Price Index (CPI) data was concerned, we're on the path, but still far from the destination.



We won't get CPI again until the new year. Moreover, we won't get much by way of other relevant economic data before then either. Combine that with the typical decline in trader participation in late December and it's not unfair to say the jury is pretty much out for the next few weeks. Rates may ebb and flow a bit, but the important decisions are on hold until big-ticket data and more robust participation return after the holiday break.