



Have Rates Improved Too Quickly And Is The Fed Being Rational?

The astonishing pace of the recent drop in interest rates has raised some questions regarding sustainability and justification, but we can clear them up with a single chart.

The Federal Reserve doesn't ultimately dictate rate levels, but it has a huge impact on how rates move. The Fed has been credited with fueling the improvements of the past 2 months, but it's important to remember that credit couldn't be given without justification from economic data.

Inflation is the most important part of the Fed's "mandate" (a fancy word for job description). Before we get to the chart that explains it all, let's take a look at a chart that adds to the confusion. It's often repeated that Core year-over-year PCE is the Fed's preferred metric for tracking the 2% inflation target. Here's how it looks after the most recent update this week:



If this were the only way to view inflation, certainly the Fed would not yet be justified in cutting rates. To be fair, the Fed is not cutting rates. They are merely beginning to discuss what rate cut timing might look like if that line continues to fall as expected.



Mike Hardy

Mortgage Advisor, Fairview Mortgage Capital, Inc.

mortgagemike562.com

M: (562) 370-0544

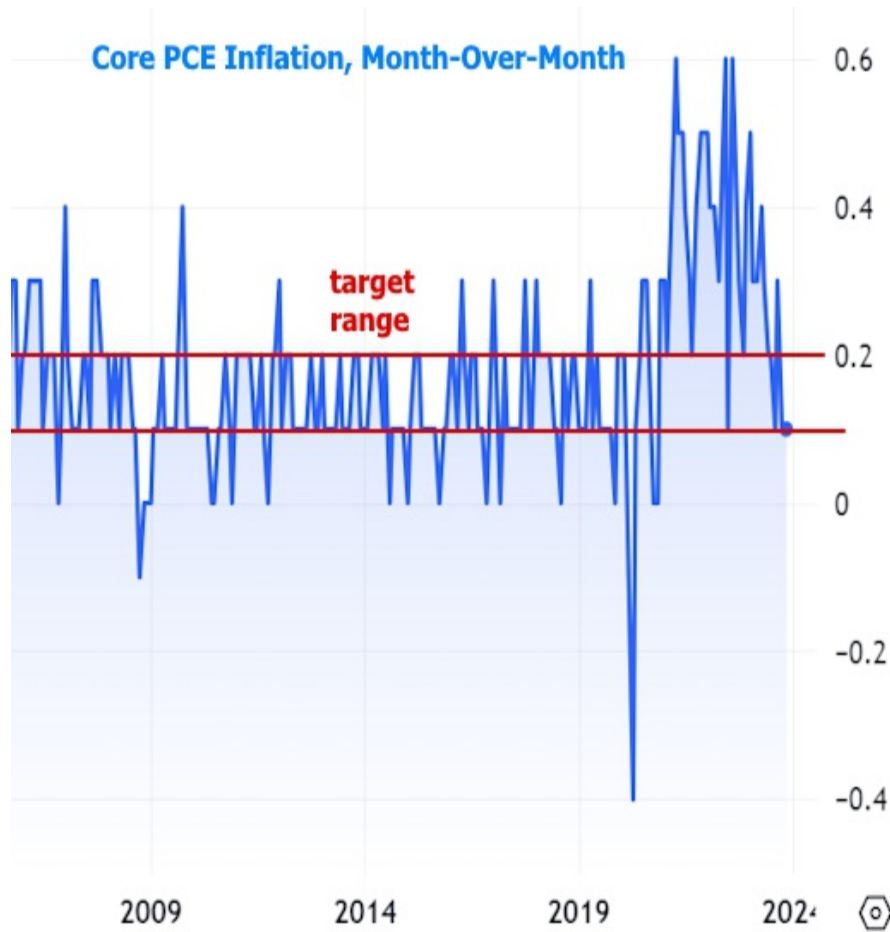
29000 S. Western Ave.
Rancho Palos Verdes CA 90275

NMLS #1175689

DRE #01326046



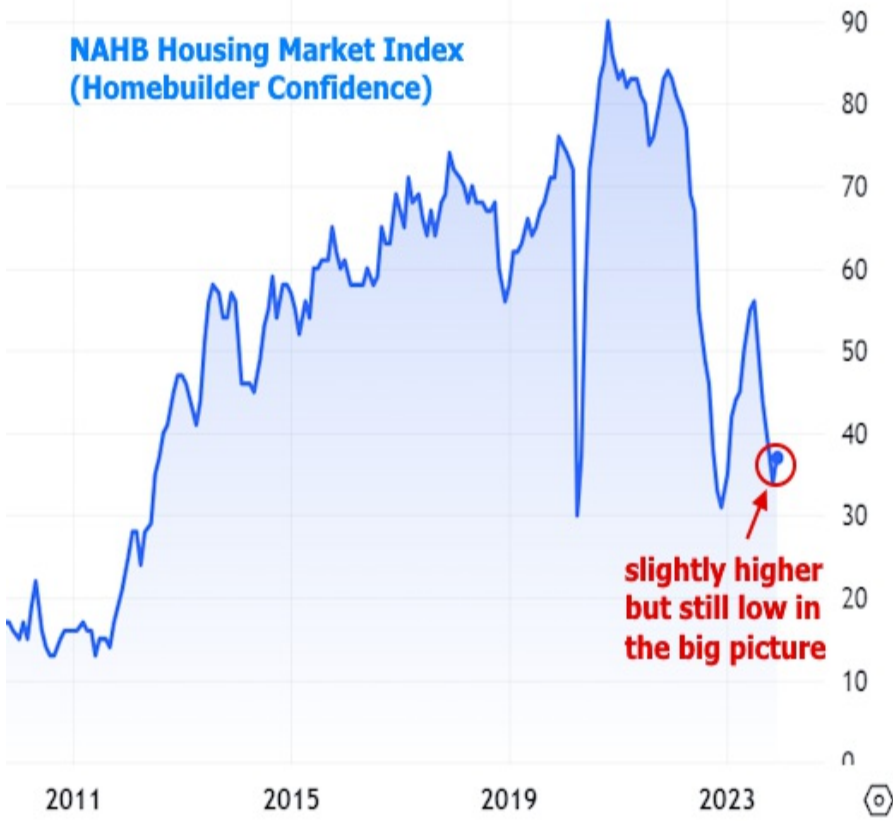
Still, some pundits say it's too soon. The counterpoint is that year-over-year inflation numbers include many past months with much higher inflation, and those months are no longer indicative of current price patterns. Fortunately, we have month-over-month charts as well, and they tell a different story.



Monthly inflation numbers are already back at target levels. In fact, even if we use the last 6 months of core PCE, the annualized inflation rate would be right in line with the 2.0% target. Point being: as long as inflation doesn't move quickly higher, the year-over-year numbers will fall to target levels as time passes.

Combine all of the above with the fact that the Fed wants to facilitate a soft landing for the economy and it's hard to argue against a mere conversation about rate cuts in 2024. To be sure, several sectors are looking like they might appreciate a more moderate interest rate environment. Several monthly reports came out this week that speak to that fact.

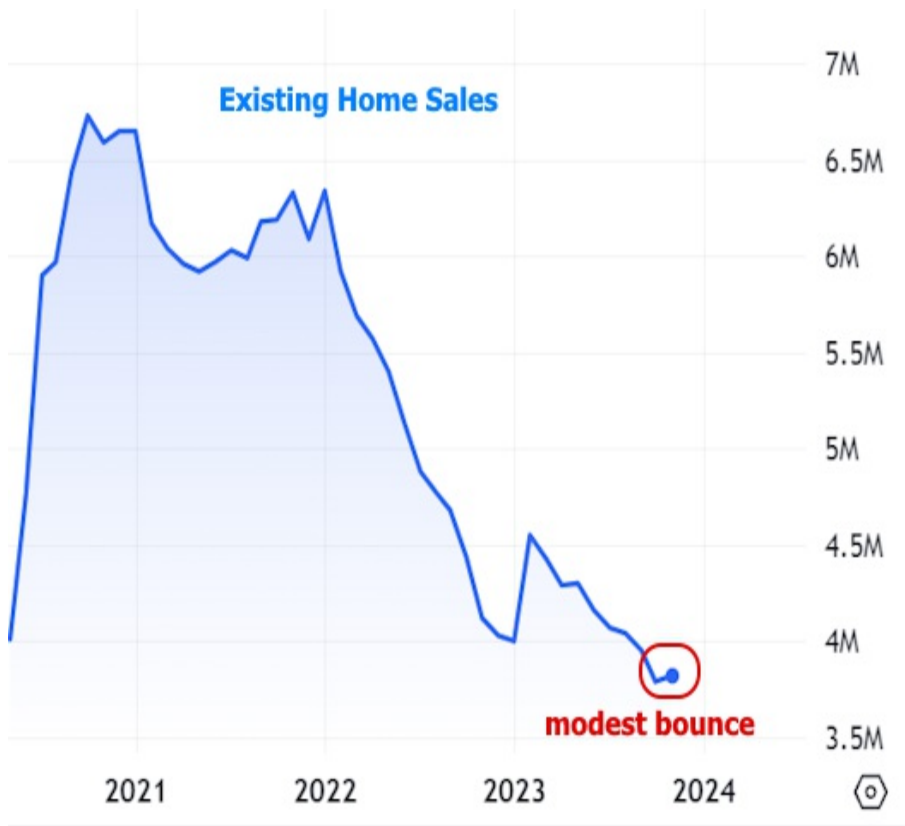
NAHB Housing Market Index (Homebuilder Confidence)



**slightly higher
but still low in
the big picture**

New Home Sales





Will the housing market respond to lower rates? Weekly data from the Mortgage Bankers Association holds clues. Both purchase and refi applications are back to their highest levels in months.

MBA Purchase Index



MBA Refinance Index

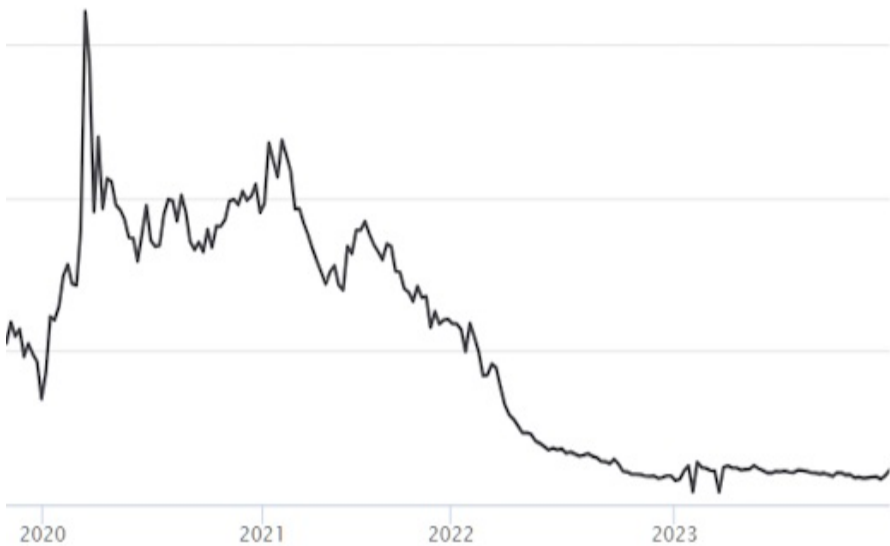


To get an idea of how much room we have for improvement, we can examine the exact same two metrics in a broader context.

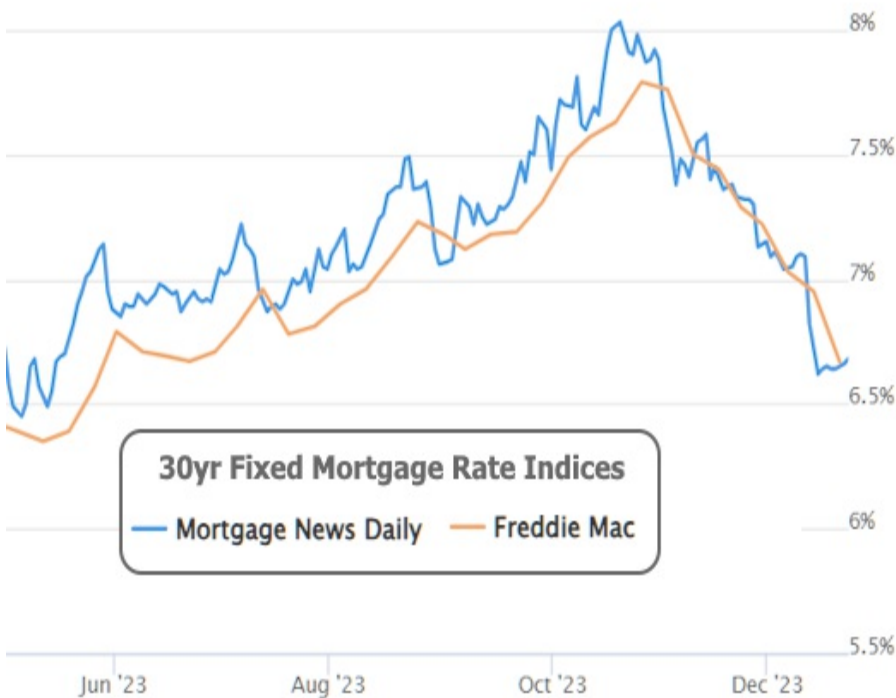
MBA Purchase Index



MBA Refinance Index



From a market movement standpoint, this week was very uneventful. Mortgage rates held a very narrow range that was right in line with the lowest levels in 7 months. Whereas the Mortgage News Daily Index may have seemed low earlier in the week, Freddie Mac's weekly rate index matched it almost perfectly when Thursday's update came out. As always, keep in mind that an index level represents perfection and most loan scenarios are imperfect.



Looking ahead, the bond market is closed on Monday for Christmas and it closes early next Friday for New Years Weekend (following Monday is also closed). Collectively, this represents a slow, weird time of year for bonds that can generally be disregarded as "noise." We won't have a clean signal until the end of the first week of January after the big jobs report comes out and after bond traders are all back in the office.