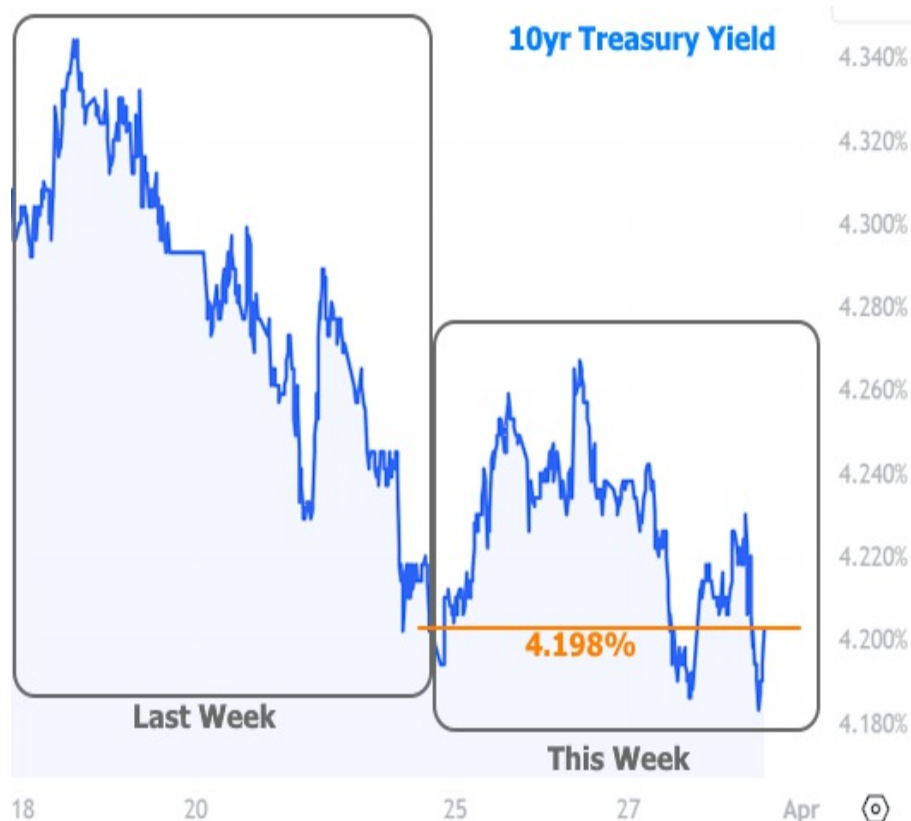


HOUSING NEWSLETTER

The Week's Most Important Housing News

Tame Week For Rates and Housing Data, But Change is Coming

With markets only open 3.5 days and without any top tier economic reports to influence rates, this week could have arguably been viewed as a 9 day weekend for traders. In fact, despite some ups and downs, 10yr Treasury yields ended at the same levels as last week.



Jeff Dobrzykowski

Branch Manager, Direct
Mortgage Loans

www.dobzteam.com

P: (410) 878-9737

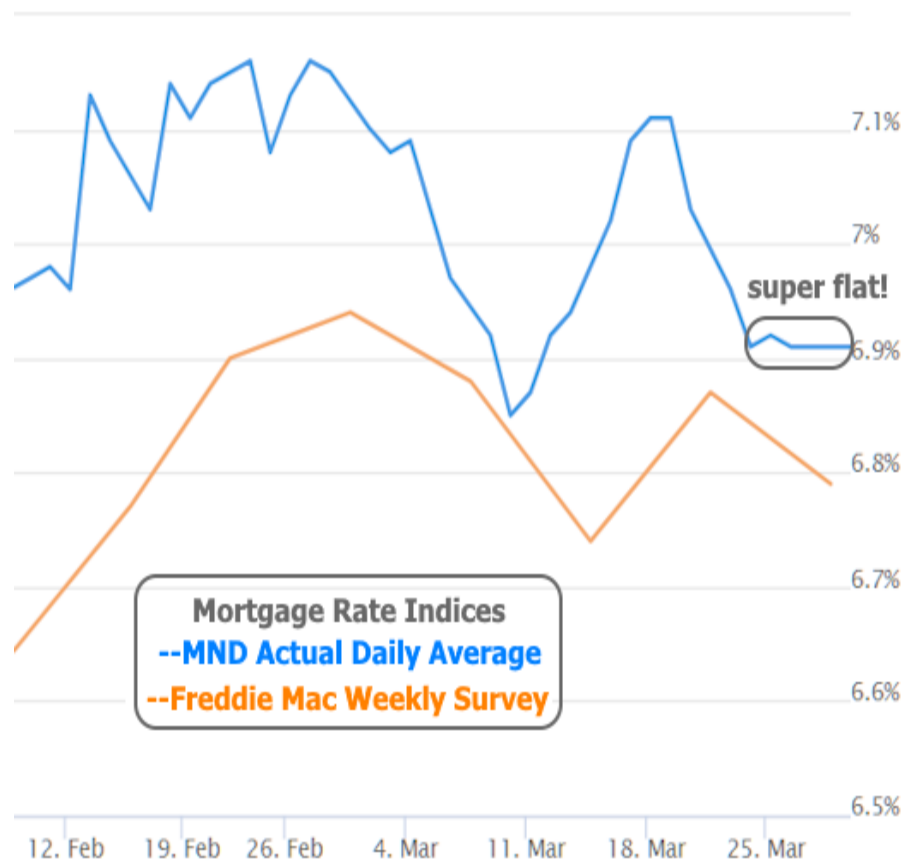
M: (443) 722-1680

206 S Hays St Unit 200
Bel Air Maryland 21014

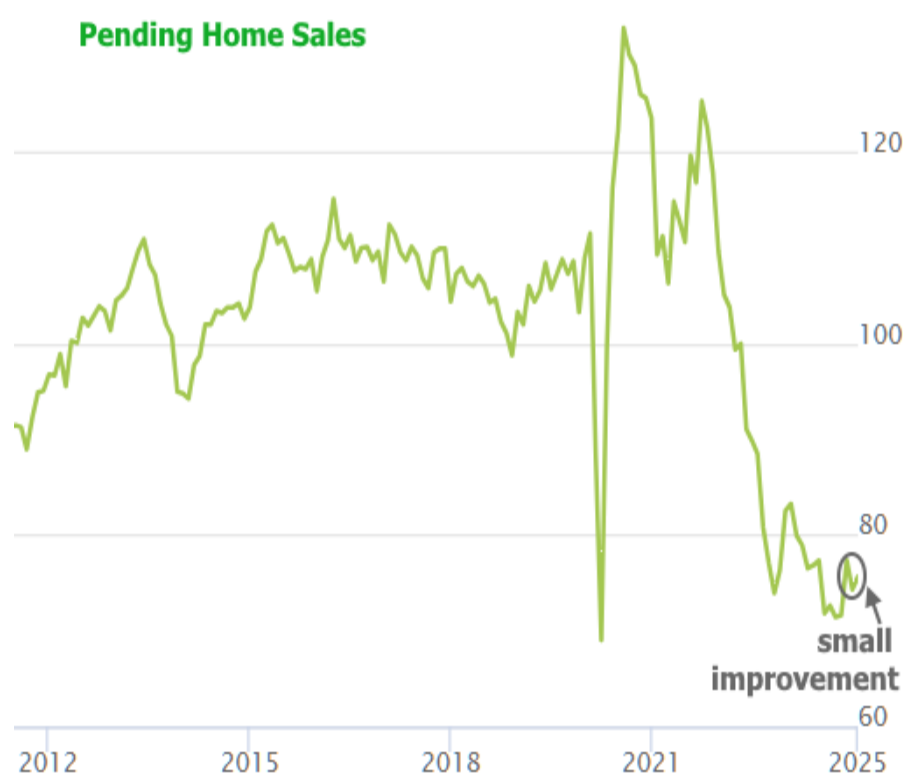
NMLS#155799

THE DOBZ TEAM OF
DirectMortgageLoans®

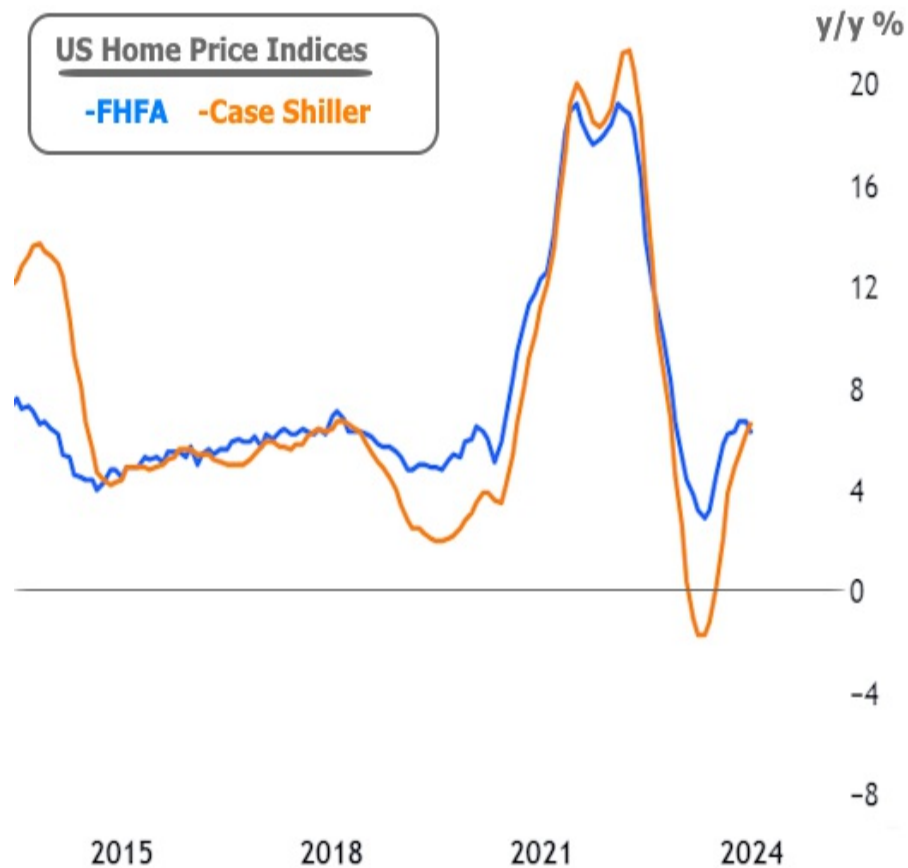
The 10yr is the leading benchmark for all sorts of longer term interest rates in the U.S. like mortgages. The relatively flat performance in the bond market resulted in an exceptionally flat week for mortgage rates--one of the flattest on record. Weekly surveys, like Freddie Mac's, only showed a change because they were getting caught up with last week's changes.



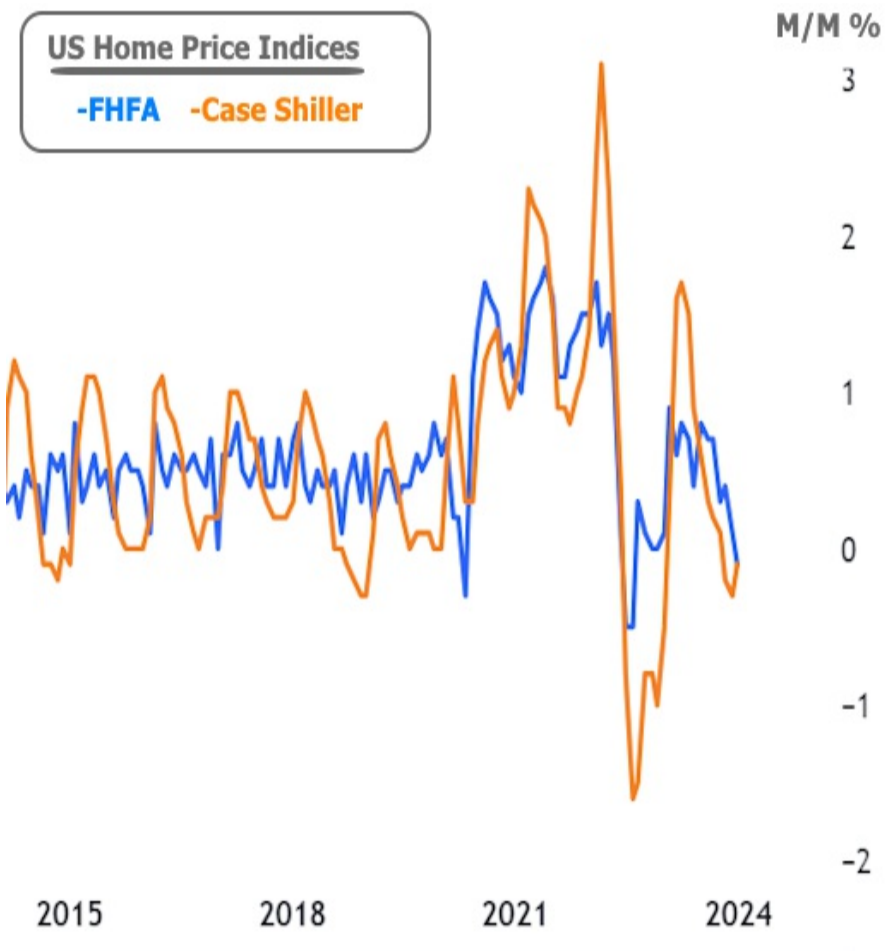
Mortgage rates remain well below last year's long-term highs, but elevated in general. The home resale market continues to protest, as seen in February's Pending Home Sales data, released this week. One way to interpret this chart would be that "there's nowhere to go but up." The catch is that there's no guaranteed time frame or pace.



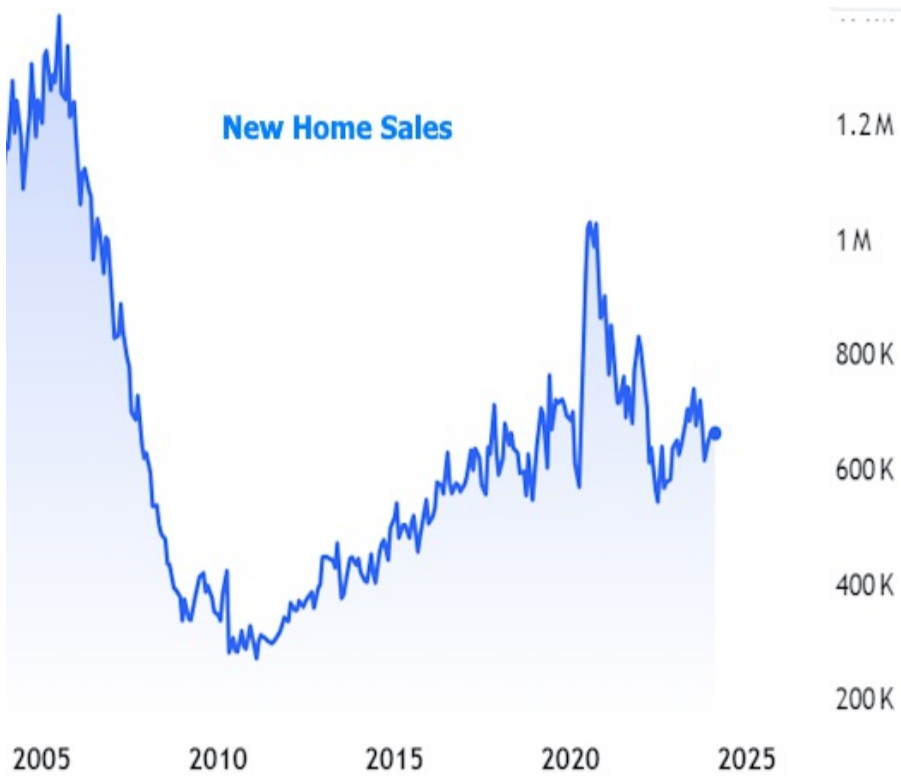
High rates may have taken the wind out of the sales' sails, but home prices have been holding up in a much more stable way. Explanations for this include some combination of low inventory in the resale market (resales drive home price indices) and ongoing demand among buyers.



If anything, annual appreciation in the mid 6% range is arguably unsustainable long-term. In the coming months, annual numbers should indeed move lower as the higher appreciation months from early 2023 fall out of the 12 month calculation. The spike in the Case Shiller Index in the chart below is the highest month over month change on record. It occurred last June and will only be part of the annual number until July.



Whether we give credit to builder incentives or inventory, new homes have cut quite a different path from existing homes (aka "resales"). In February's data, released this week, New Home Sales were slightly lower than expected, but still near 2019 highs.



To whatever extent this week was subdued, next week has the potential to bring more life to party. It remains to be seen if this partygoer ends up being the kind that takes things to the next level or the kind you wish would go home early.

The potential energy is due to the slate of economic reports. These days, there are really only two weeks that matter on any given month: the one with the jobs report and the one with the Consumer Price Index (CPI).

Next Friday brings the latest installment of the jobs report. Other data on jobs week is also capable of causing volatility for the market and that starts on Monday with ISM's manufacturing index. Even if the data sends a cohesive message, the market will hold something back until it sees how CPI turns out on April 10th.