




Builders Are Finishing More and More Homes, But Permits Have Been Flat

The latest data on new residential construction from the U.S. Census Bureau paints a somewhat mixed picture of the housing market. While housing completions surged in April, Housing starts only increased modestly and building permits declined both building permits slipped to the lowest level since last summer.

The following bullet points break down the numbers in seasonally adjusted annual rates for the 3 phases of construction:

- Building Permits
 - 1.44 million versus 1.48 million forecast and 1.467 last month
 - Of that, 976k were single family permits and 408k were 5+ units
- Housing Starts (breaking ground phase)
 - 1.36 million versus 1.42 million forecast and 1.29 million last month
 - last month revised down from 1.32 million
 - Of that, 1.031 million were single family and 322k were 5+
- Housing Completions
 - 1.62 million versus 1.495 million last month, a 10.3 percent increase
 - Of that, 1.092 were single family and 516k were 5+

We could attempt to over-analyze the month to month changes in this notoriously noisy data series, but in the bigger picture, permits and starts have been flat for more than a year while completions continue to improve.



Mike Hardy

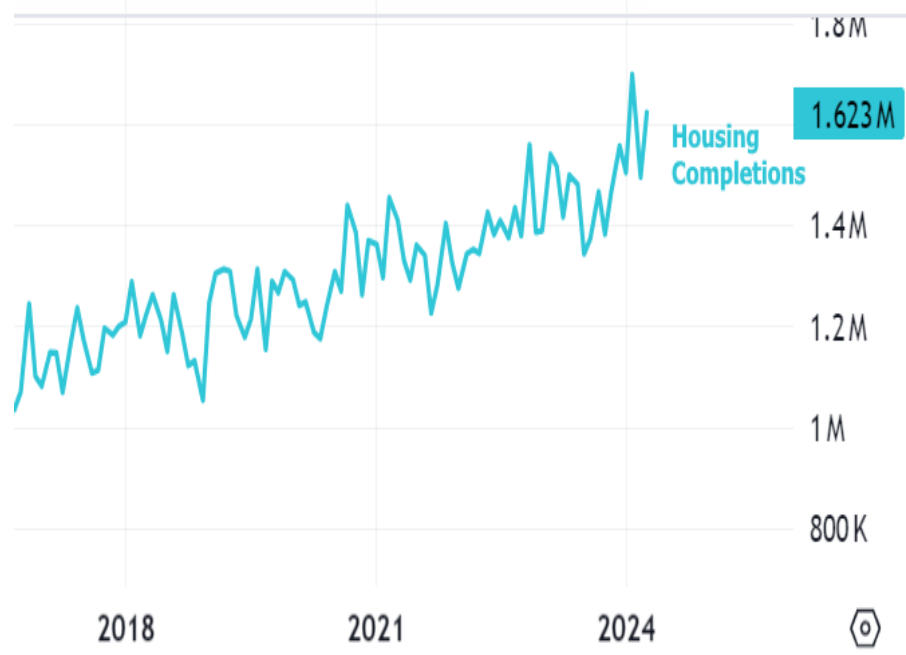
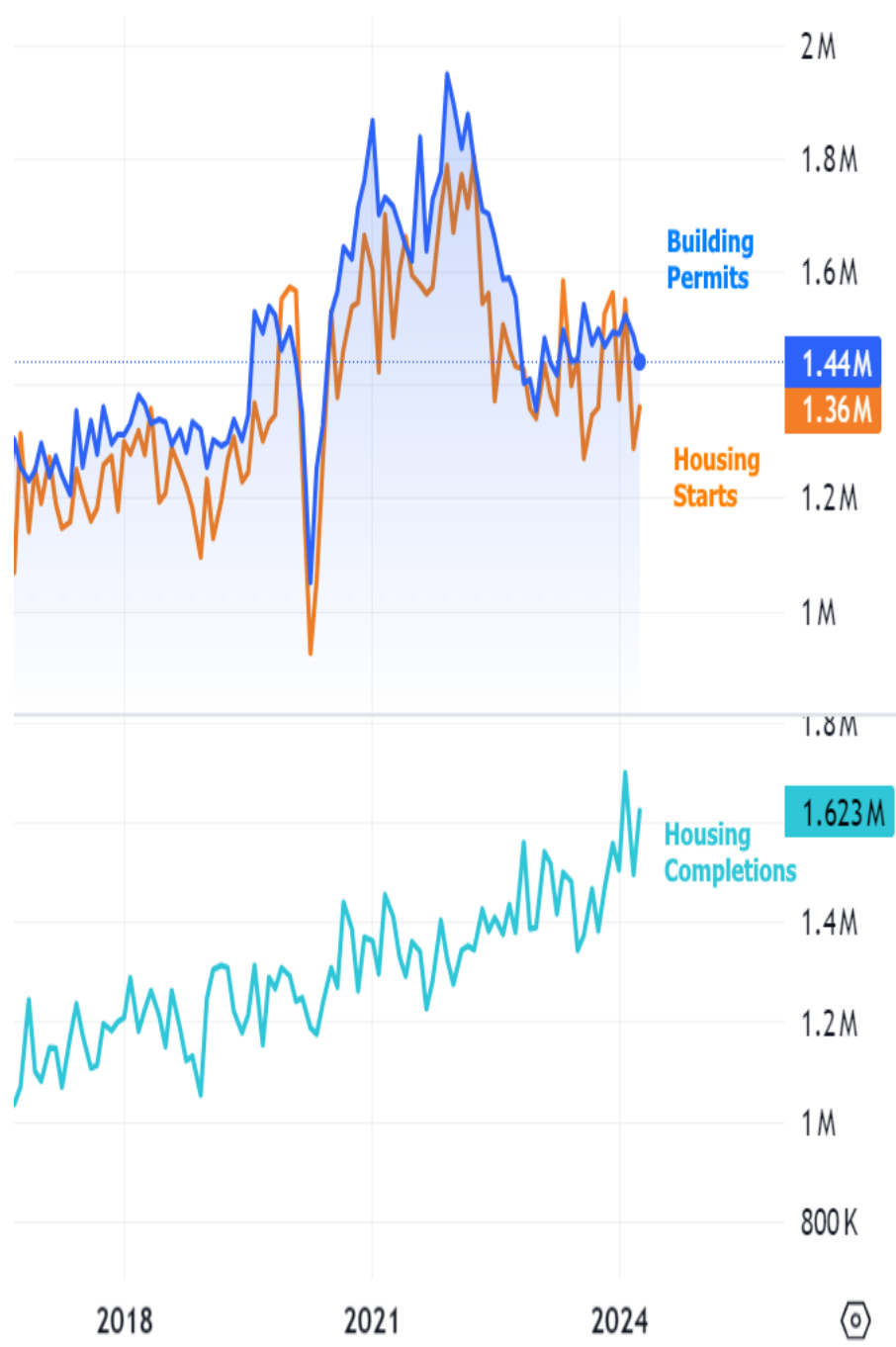
Mortgage Advisor, Fairview Mortgage Capital, Inc.

mortgagemike562.com

M: (562) 370-0544

29000 S. Western Ave.
Rancho Palos Verdes CA 90275
NMLS #1175689
DRE #01326046





Zooming out a bit more, the takeaway isn't much different, but it adds context from the previous highs and also shows starts and permits remaining near pre-covid highs.

