

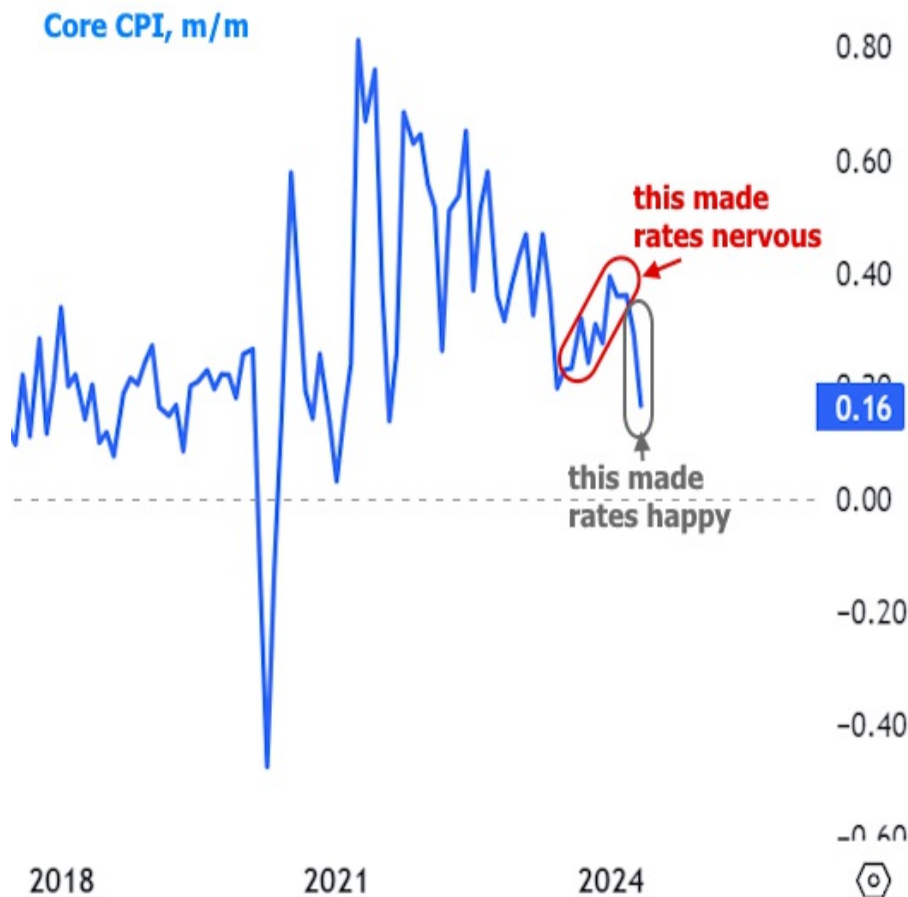


Big Inflation Victory Gets Rates Back to Lowest Levels Since March

This week was hotly anticipated by investors due to the confluence of economic data and events. Depending on the outcome, interest rates stood to gain or lose quite a bit of ground. Thankfully, the news was almost all good.

Wednesday was the most important day due to the Consumer Price Index (CPI), arguably the most important scheduled monthly economic report. Both financial markets and the Federal Reserve (aka "The Fed") are eagerly waiting for confirmation that core inflation (a more stable metric that excludes volatile food and energy prices) is falling and not rising after several reports in the first quarter of 2024 called that trend into question.

Thankfully, core monthly CPI came in at 0.2 vs a 0.3 forecast. Better yet, the unrounded number was even lower at 0.163. That's low enough that if repeated for 12 months, it would be in line with the Fed's 2.0% inflation target. Bond markets cheered the decision, with yields (which correlate with mortgage rates) dropping sharply in the morning.



Seth Wilcock
MLO, CMA, VMA, CMPS,
CVLS, Resolute Lending
Powered by IMB

www.resolutelending.com
P: (720) 593-6682
M: (720) 590-2492
team@resolutelending.com

3209 W Smith Valley Rd
Greenwood IN 46142-8020
NMLS 389617 | IMB NMLS
2191655
Equal Housing Opportunity



Notably, year over year core inflation is far from 2.0% at the moment, but the Fed has indicated it would begin cutting rates when it was confident that 2.0% would be achieved.

Core CPI, y/y



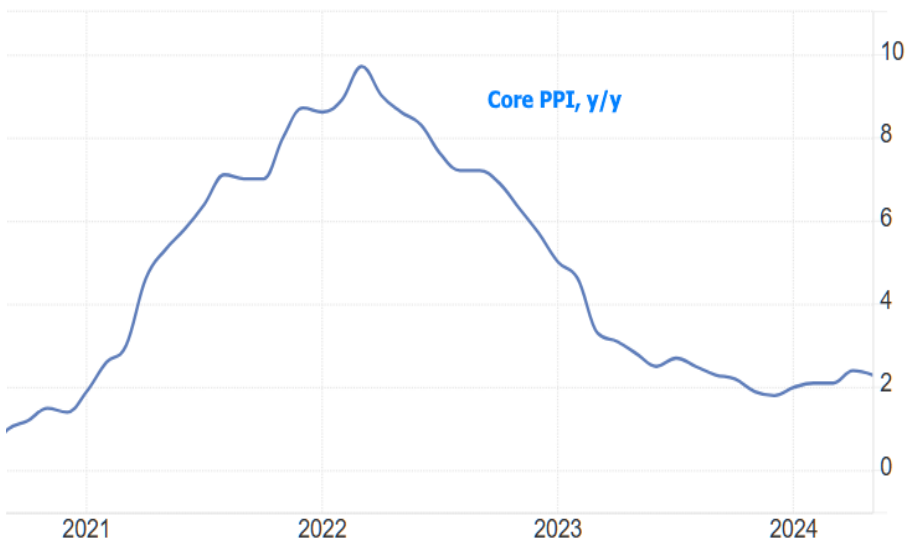
Later on Wednesday, the Fed was out with its latest policy announcement. The news for rates wasn't as upbeat as the Fed's "dot plot" (a reference to the chart in the Fed's summary of economic projections which details each Fed member's projection for the appropriate level of the Fed Funds Rate at various points in the future) showed only 1 rate cut in 2024 as opposed to the median view in March which still barely showed 3 cuts. In addition, Fed Chair Powell's press conference was relatively more hawkish (i.e. not friendly for rates) than expected.

The chart below compares the dot plot from March with this week's update. Each dot corresponds with the Fed Funds Rate seen as most appropriate by the indicate year, based on the current pace of economic data and events.

Before and After Dot Plot Comparison



Bonds lost some ground after the Fed announcement, but the week got back on track for interest rate momentum the following morning with the release of the Producer Price Index (PPI) and the weekly Jobless Claims data. PPI isn't as much of a market mover as CPI, but it's still an important contribution to the overall sense of inflation. It came in MUCH lower than expected at 0.0 vs a median forecast of 0.3 at the core month-over-month level. As great as that sounds, producer-level inflation has largely already achieved a victorious return to the 2% annual target, so markets are basically just watching to make sure it doesn't resurge.



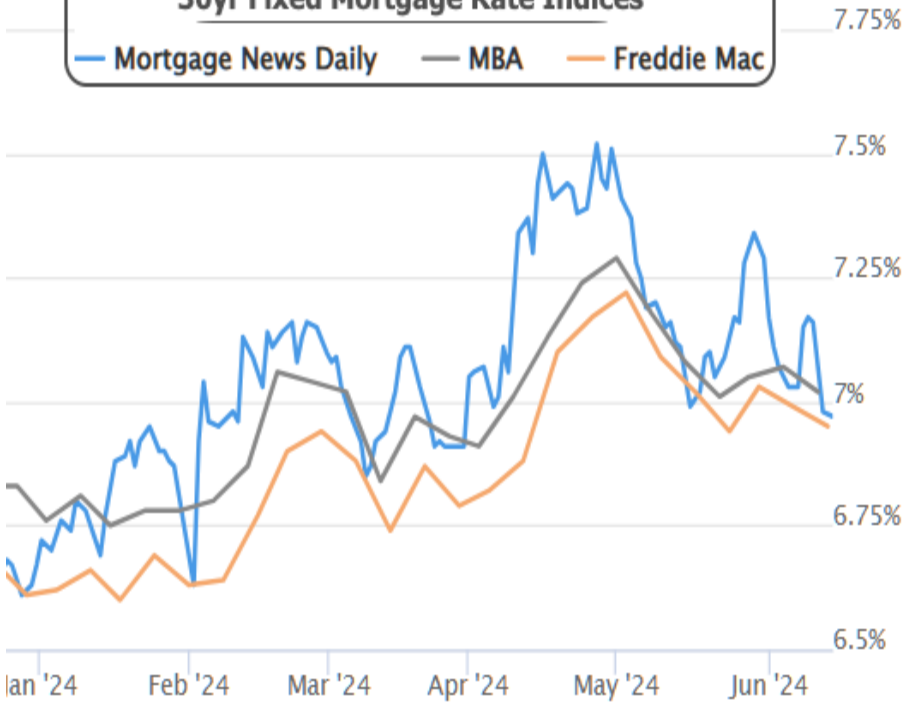
Jobless Claims data also helped rates by coming in much higher than expected (higher claims are typically good for rates)--the highest level since last summer. That said, there is some doubt about distortions caused by seasonal adjustment factors that may not be perfectly relevant to the current seasonal labor market trends. This doubt arises due to last summer's spike and subsequent drop in claims which mimics the non-seasonally-adjusted patterns (something it should not do after being seasonally adjusted).



In other words, there's a chance that this summer is repeating the same pattern, with claims being unduly elevated in July and potentially falling in August. The jury is out on this because we can't witness a drop in August until August is here!

The effect on interest rates overall was quite good. The average 30yr fixed mortgage rate for a top tier scenario dropped back below 7.0% for the first time in a month and edged to the lowest levels since late March.

30yr Fixed Mortgage Rate Indices



Everyone is wondering if we're finally seeing the shift in inflation that everyone has been hoping for. That shift would usher a trend of progressively lower interest rates. On that topic, it's good to keep past "false starts" in mind. There have been several instances of economic data seemingly sending similar signals only to reverse course in subsequent months. Bottom line: we're still forced to wait for another month or two of corroborating data before getting our hopes up too much.

Some data is better than others in that regard. CPI and the big monthly jobs report are the most important and we won't see them again for about a month. In the meantime, next week's highlights include Retail Sales on Tuesday and the S&P Global Purchasing Managers Indices on Friday. Wednesday is a market closure for the Juneteenth holiday.