
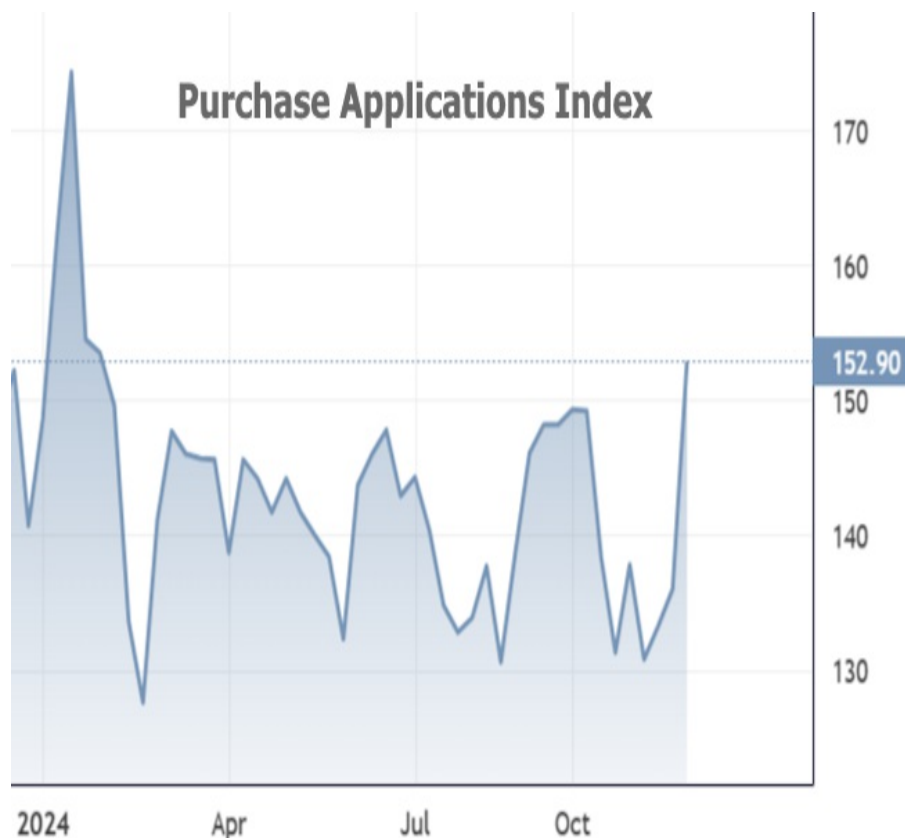




Home Mortgage Purchase Applications Highest Since February

The Mortgage Bankers Association (MBA) released its weekly application survey results on Wednesday. The highlight was a 12.43% increase in purchase applications from the previous week. That brought the purchase index to the highest levels since February.



Joseph Moran

President, Home Fast Funding Inc.

www.gethomefast.com

P: (813) 940-7272

jmoran@homefastfunding.com

100 South Ashley Drive
Tampa FL 33612

156840

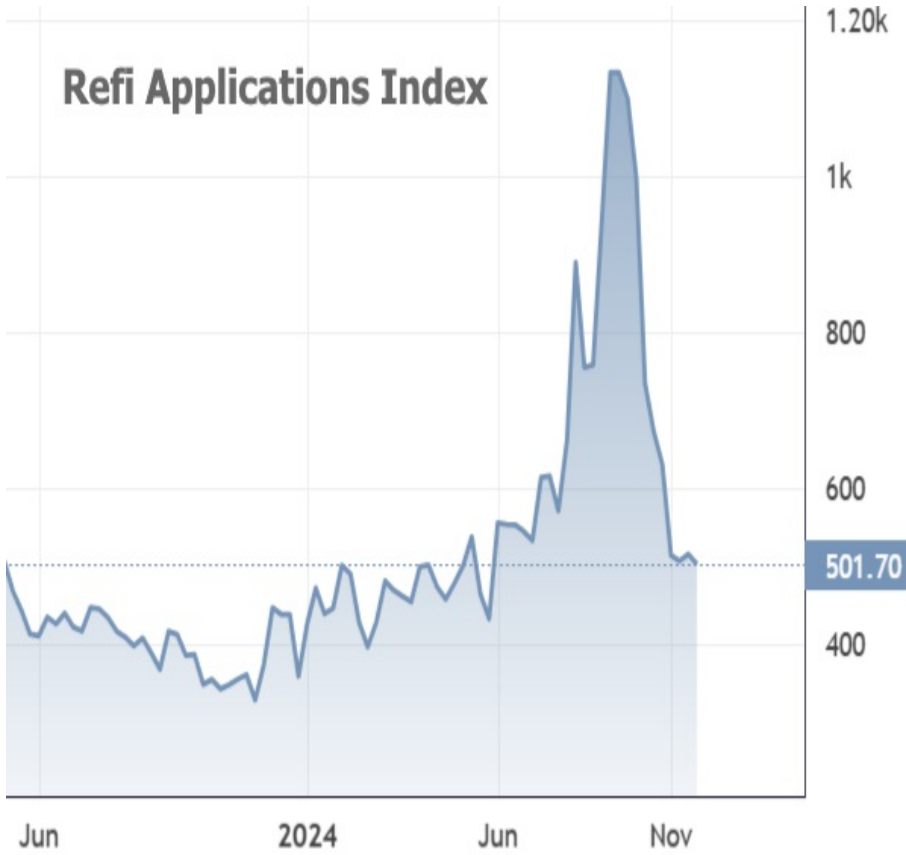
1639621



As has been and continues to be the case, there's an obvious counterpoint to any of these periodic surges: the broader context. In other words, yes, these are the highest levels since February, but even if we go back to February 2023, the range since then is historically low and sideways.



With that in mind, we're equipped to digest the refinance index with a grain of salt. At first glance, we might lament the evaporation of the recent surge in September.



But the broader context suggests that we can simply be in a perpetual state of lamenting refi demand for more than 2 years now.



Other highlights from this week's application data (current week change % vs previous week):

- Refinance share of total apps
 - 38.8 vs 41.0
- FHA share of total apps
 - 16.0 vs 16.6
- VA share of total apps
 - 12.4 vs 13.6

Week over week change in interest rates

- Conforming 30yr fixed
 - 6.86 vs 6.90
- Jumbo 30yr
 - 6.97 vs 7.03
- FHA 30yr
 - 6.61 vs 6.68