

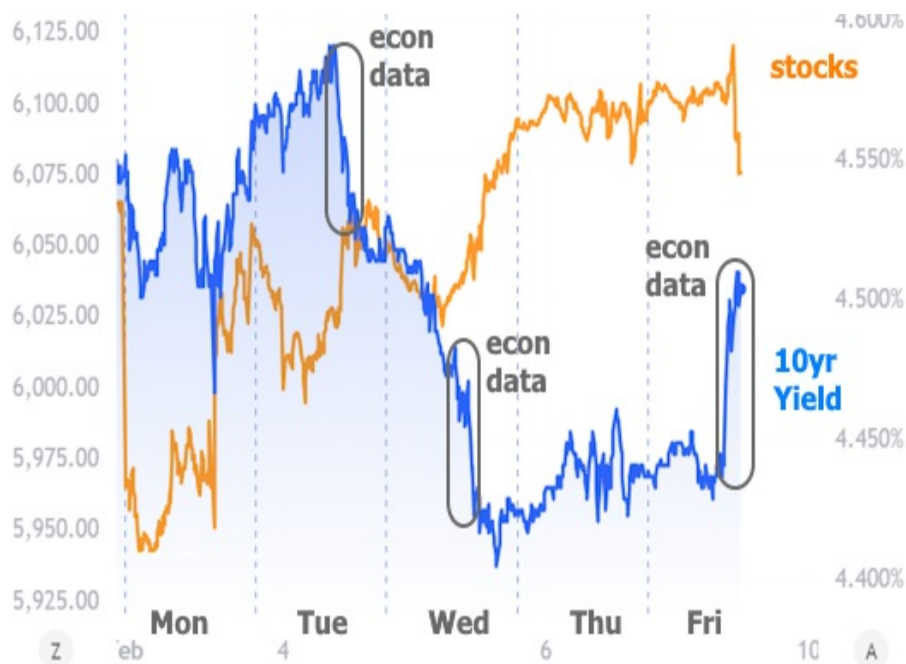
HOUSING NEWSLETTER

The Week's Most Important Housing News

Despite Apparent Volatility, Rates Have Been Surprisingly Calm

It would be more than fair to expect elevated market volatility based on the quantity and tone of recent news headlines. But the market remains more focused on the hard data.

This isn't to say that tariff-related headlines have gone unnoticed, only that they've had a minimal impact in the bigger picture. Traders are waiting to see exactly what's implemented and what the measurable impacts turn out to be. Until then, the playbook is surprisingly boring and logical: pay attention to the same old economic data that has always had the biggest impact.



If there's one report to rule them all, it's the big monthly jobs report (officially, the "Employment Situation"). This month's jobs report, released today, showed new job creation slightly lower than expected. Typically, this would be good for rates, but that wasn't the case this time.

The jobs report has a lot of other components--the most notable being the unemployment rate. Not only did unemployment move lower, but it did so in spite of an uptick in the labor force (something that would normally push the unemployment rate up, all other things being equal).

This is quite notable, because the unemployment rate was being closely watched since July 2024, when it looked like it was sending signals that were historically consistent with the start of a recession. Simply put, when the unemployment rate does what it was doing back then, history suggested it would continue moving up (i.e. the red, hypothetical line in the chart below). Instead, it's calmed right back down.



Nathaniel Rutkoski

Mortgage Broker, Zoom Loans

www.ZMLoans.com

M: (408) 767-6311

2140 W Grantline Rd

Tracy CA 95376

NMLS# 356590

ZOOM LOANS



Melissa Jimenez

Realtor, Realty ONE Group Zoom

melissajimenezrealtor.com

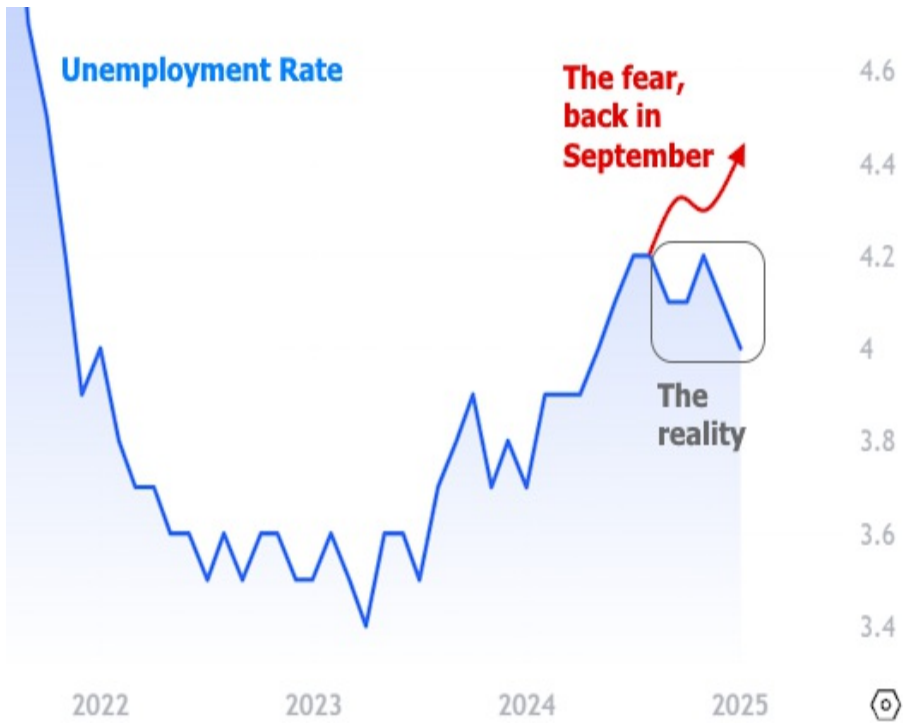
P: (209) 627-0612

mjrealestate12@gmail.com

01916015

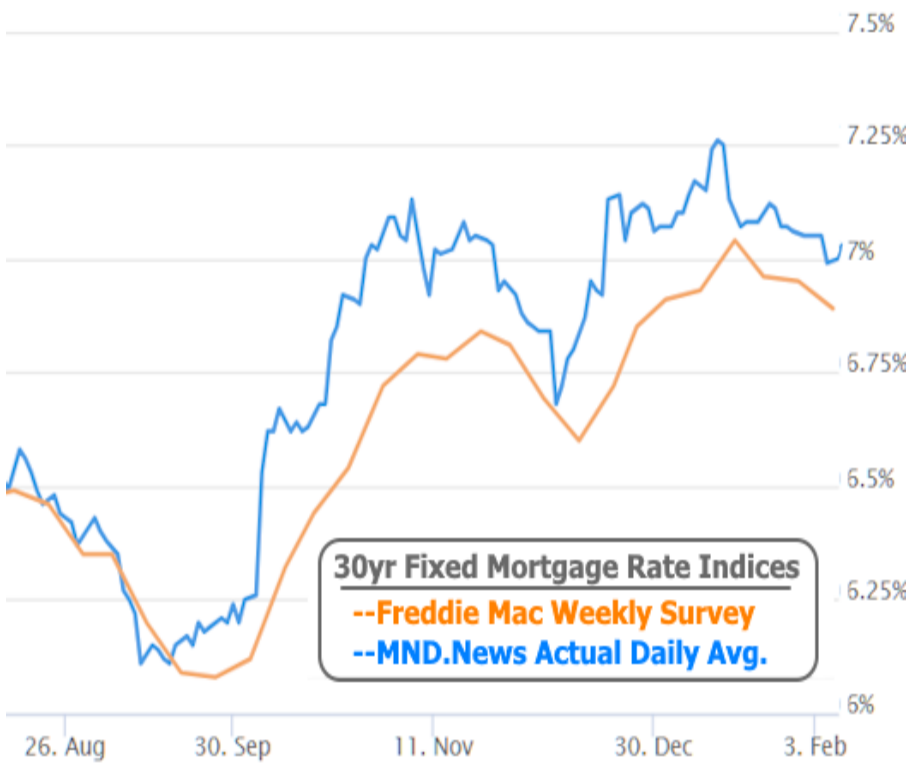
ONE REALTYONEGROUP
ZOOM





There were other components of the data that added up to a more economically upbeat reading, but perhaps more importantly, the reaction in rates wasn't extreme. At the most, it made a case for rates leveling off and finding some resistance after several weeks spent moving gradually lower (thanks to friendly inflation data). This can be seen both in mortgage rates themselves, and Treasury yields, which tend to move the same direction as mortgage rates.





There is a fun little piece of market wisdom to keep in mind here: shorter time frames make little things look big. Let's use the market's expectation for the Fed Funds Rate next month as an example. This is something that traders have been able to bet on for more than a year, so we can track changes in the estimate over that time. If we look only at the most recent movement, things look pretty volatile (although economic data still matters more than anything else).



If we zoom out on the exact same chart, the past few months look completely boring by comparison (incidentally, check out which economic report set the tone).



If there's one economic report that can hold a candle to the jobs report these days, it's the Consumer Price Index (CPI), the earliest of the two major inflation indices released by the government. CPI has made progress toward the 2% target, to be sure, but the Fed and many market participants are waiting to see if that progress will continue or if it is in the midst of stalling out at levels that are just a bit too high for the Fed to keep cutting rates.

To reiterate a frequent point in this newsletter, the Fed Funds Rate does not directly dictate mortgage rates, but a lower inflation reading in CPI would almost certainly push consumer rates lower in anticipation of additional Fed rate cuts. CPI will be released at 8:30am on Wednesday, February 12th.