

MBS & TREASURY MARKETS

Daily Coverage. Industry Leading Perspective.



MBS Recap: Post-Fed Rally is "Nice" But Not Quite Exciting



Michelle Brunn

Mortgage Advisor, Peerless Lending

P: (559) 977-9229

M: (559) 977-9229

5200 N. Palm #114

Fresno Ca 93704

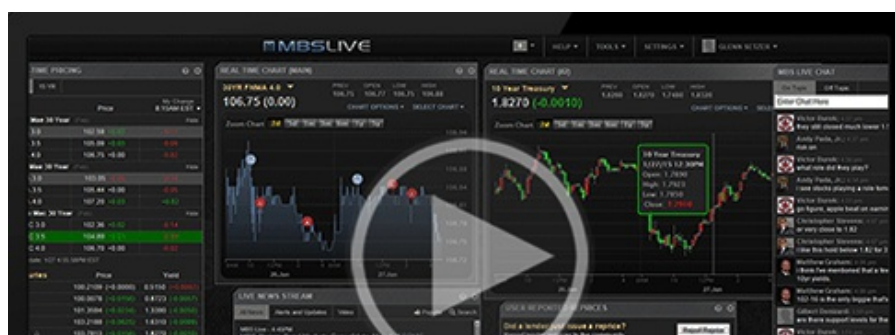
NMLS# 1426116

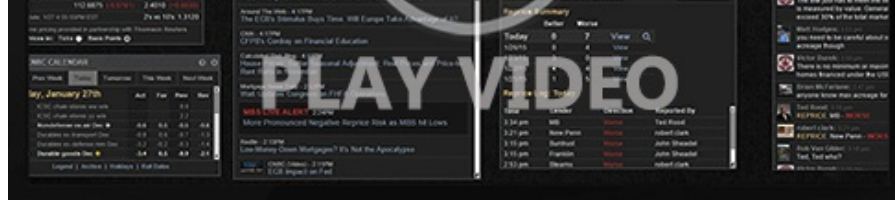


Post-Fed Rally is "Nice" But Not Quite Exciting

MBS Recap | Matthew Graham | 4:19 PM

In a small vacuum, today's Fed announcement had a noticeably positive impact on bonds despite yielding "just another day" vibes in the bigger picture. Traders reacted to some combination of a reasonably steady dot plot and the announcement of slower balance sheet shrinkage (which, in turn, implies more bond buying in the short term at the expense of a longer wait before the Fed fully reinvests its balance sheet proceeds). If you don't understand that last part, don't worry. It's arcane. It is basically a technical adjustment in the pace, but not in the destination. The bottom line is that the adjustment was mildly friendly for bonds today, even if it was a technical adjustment and not an indication of easier monetary policy.





Watch the Video

Update

10:31 AM Down an Eighth From AM Highs

MBS Morning

12:34 PM Bring on The Dots

Commentary

2:00 PM Here's What Changed in The New Fed Announcement

Update

2:03 PM First Move is Stronger After Fed Dots Drop for 2025

Update

2:20 PM CORRECTION: Not Dots. QT Tapering

Market Movement Recap

- 10:34 AM Roughly unchanged overnight and slightly weaker in the past hour. MBS down an eighth and 10yr up 1.6bps at 4.302
- 01:00 PM Sideways since the last update. MBS down 3 ticks on the day and 10yr up 2.4bps at 4.311
- 02:25 PM Stronger after Fed announcement (greatly slowing the pace of Treasury tightening). MBS up 2 ticks (.06) and 10yr down 1.3bps at 4.274
- 03:41 PM Holding gains after Powell press conference. MBS up 5 ticks (.16) and 10yr down 3.4bps at 4.253

Lock / Float Considerations

- Bonds/rates have generally been in consolidation mode after hitting the best levels in early March. That's been mostly a sideways affair, but a breakout in either direction is possible. While there was a risk of a breakout associated with the Fed announcement, (and while rates technically broke out to the downside), it's easier to make a case that the consolidation pattern now merely shifts to a trading range (less of a triangle and more like a rectangle). This has limited relevance for locking/floatng, but it

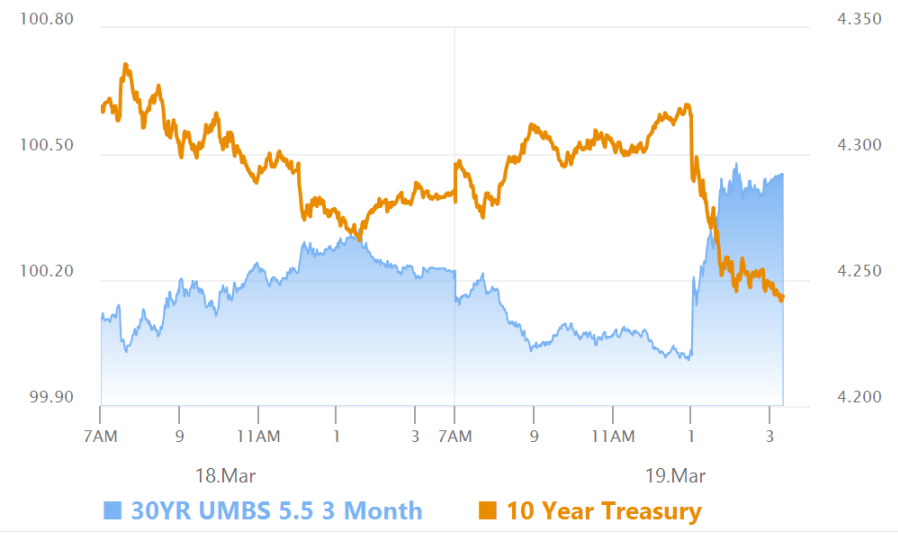
does give the risk-tolerant crowd some more room to maneuver before hitting stop-loss ceilings. The risk-averse crowd is happy to lock the lowest rates in over a week and nearly the lowest rates in several months.

Technical/Trends in 10yr (why 10yr)

- Ceiling/Support (can be used as "lock triggers")
 - o 4.57
 - o 4.50
 - o 4.40
 - o 4.34

- Floor/Resistance
 - o 4.05
 - o 4.12
 - o 4.19

MBS & Treasury Markets



MBS

30YR UMBS 5.5	+
30YR UMBS 6.0	+
30YR GNMA 5.5	+
15YR UMBS-15 5.0	+

US Treasuries

10 YR	4.245%	-0.041%
2 YR	3.978%	-0.061%
30 YR	4.555%	-0.030%
5 YR	4.025%	-0.052%

[Open Dashboard](#)

[Share This](#)