

# MBS & TREASURY MARKETS

Daily Coverage. Industry Leading Perspective.

## MBS Recap: Solid AM Gains Stick Around All Day

Alan Holom

SVP, Stockman Bank

[www.stockmanbank.com](http://www.stockmanbank.com)

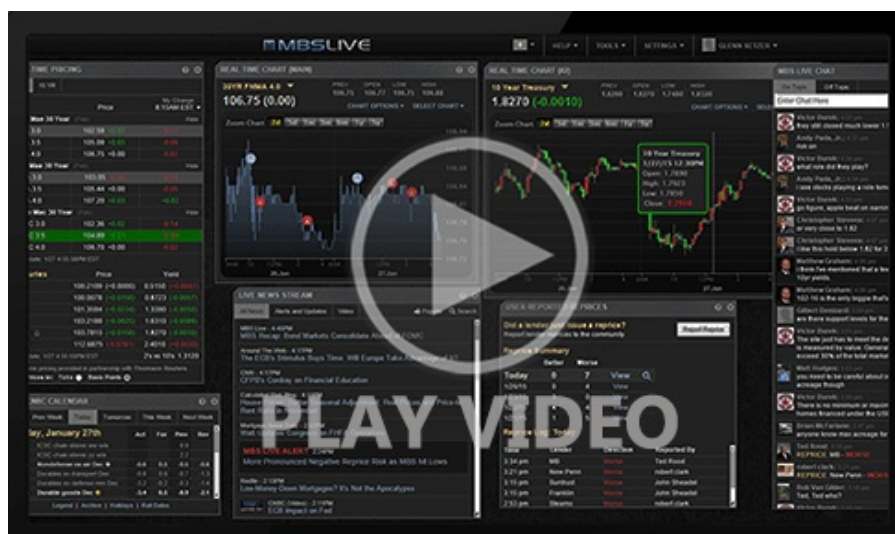
P: (406) 234-8438

2700 King Ave  
Billings MT 59102

## Solid AM Gains Stick Around All Day

MBS Recap | Matthew Graham | 4:15 PM

Bonds improved in the morning following comments from Bessent that gave the markets more insight to his role in defusing last week's frenzy over the potential ouster. In short, he's the voice of reason and the bond market likes that. Additional gains came courtesy of 9:30am NYSE tradeflows. At the time, stocks were sinking. Then in the afternoon, stocks rebounded without pulling bond yields higher.



Watch the Video

### MBS Morning

11:23 AM Bonds Approve of Bessent Comments and Stock Volatility

3:38 PM

## Market Movement Recap

- 10:59 AM Flat overnight but gaining ground in AM hours following Bessent comments on Fed and NYSE opening bell volatility. MBS up 5 ticks (.16) and 10yr down 4.1bps at 4.339
- 01:02 PM Little-changed versus 11am levels and mostly sideways since then
- 03:48 PM best levels of the day with MBS up 5 ticks (.16). 10yr still flat at stronger levels, down 4.3bps at 4.337

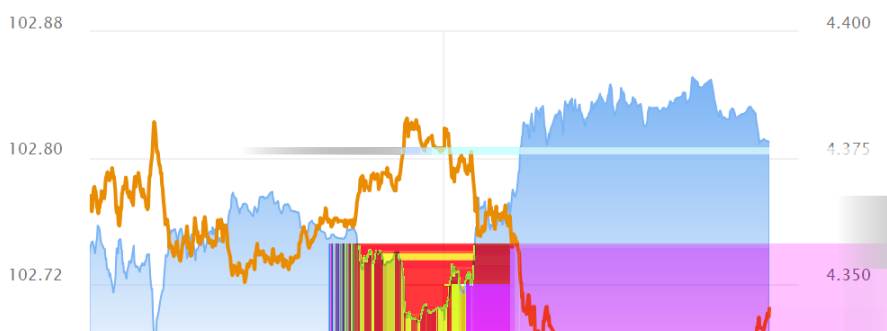
## Lock / Float Considerations

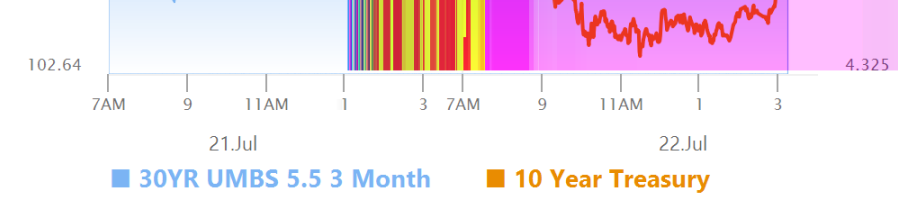
- Bonds continue recovering from last week's CPI-related selling with Monday marking the 4th day in a row of modest-to-moderate gains. There's no special reason to expect this momentum will continue. Rather, it's more likely to level off ahead of next week's more active slate of big ticket econ data. One wild card for this week for better or worse: earnings season in stocks could spill over into bond market volatility.

## Technicals/Trends in 10yr (why 10yr)

- **Ceiling/Support** (can be used as "lock triggers")
  - o 4.64
  - o 4.48
- **Floor/Resistance**
  - o 3.99
  - o 4.05
  - o 4.12
  - o 4.19
  - o 4.34
  - o 4.40

## MBS & Treasury Markets





## MBS

30YR UMBS 5.5	+
30YR UMBS 6.0	+
30YR GNMA 5.5	+
15YR UMBS-15 5.0	+

## US Treasuries

10 YR	4.345%	-0.035%
2 YR	3.836%	-0.032%
30 YR	4.915%	-0.030%
5 YR	3.885%	-0.030%

[Open Dashboard](#)

[Share This](#)