

# MBS & TREASURY MARKETS

Daily Coverage. Industry Leading Perspective.

## MBS Recap: Modestly Stronger After No Whammies From Powell



### April Palacios

Branch Sales Manager,  
Fairway Independent  
Mortgage Corporation

**P:** (980) 290-4140

**M:** (704) 989-2961

6431 Old Monroe Rd, Suite 201  
Indian Trail North Carolina 28079  
124941



### Jennifer Buenau

Broker/REALTOR, Keller  
Williams Select

<https://youknowbuenau.com/>

**M:** (845) 800-5878

jennybsellsthecarolinas@gmail.com

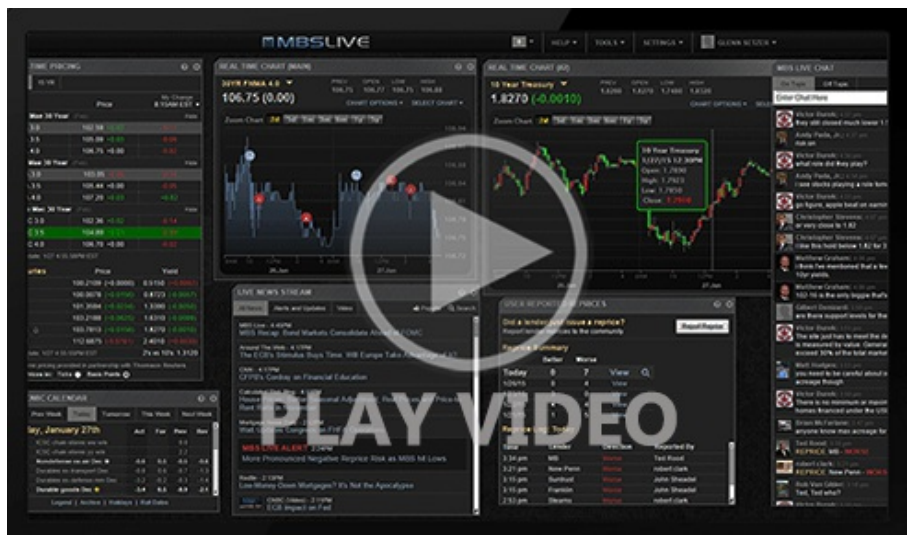
6431 Old Monroe Rd Suite 201  
Indian Trail NC 28079



# Modestly Stronger After No Whammies From Powell

MBS Recap Matthew Graham | 4:15 PM

Last week's press conference with Fed Chair Powell could be summed up as "more hawkish than the market expected." After being compounded by strong econ data on Thursday morning, the selling spree ran its course and we've been mostly sideways over the past 3 days. Today ended up being the best version of sideways with yields almost making it back to Thursday's closing levels. Most of the move happened after Powell finished a Q&A this afternoon. This suggests traders were relieved that he didn't reinforce the hawkish talking points from last week. All told, it wasn't a big move, but it was a friendly one nonetheless.



Watch the Video

## MBS Morning

11:03 AM Which Powell Will We Get Today?

3:42 PM

## Econ Data / Events

- ○ S&P Global Composite PMI (Sep)
  - 53.6 vs 54.6 f'cast, 55.1 prev
- S&P Global Manuf. PMI (Sep)
  - 52 vs 52 f'cast, 53.0 prev
- S&P Global Services PMI (Sep)
  - 53.9 vs 54 f'cast, 54.5 prev

## Market Movement Recap

- 09:56 AM Modestly stronger overnight. No major reaction to PMI data. MBS up 2 ticks (.06) and 10yr down 1.2 bps at 4.138
- 12:53 PM MBS unchanged and 10yr down 1.2bps at 4.137
- 01:47 PM Making some gains after Powell Q&A. MBS up an eighth of a point and 10yr down 3.6bps at 4.112
- 03:52 PM heading out near best levels. MBS up 5 ticks (.16) and 10yr down 4bps at 4.109

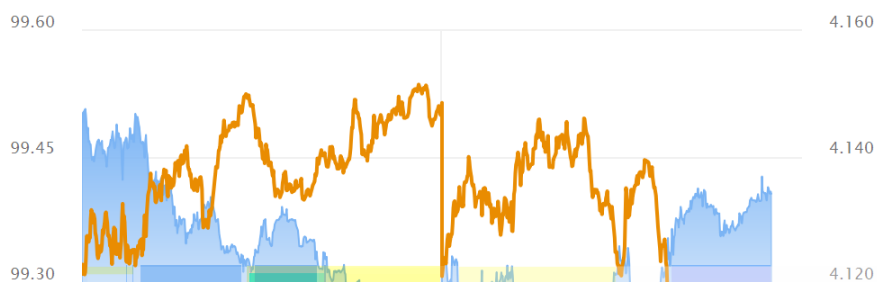
## Lock / Float Considerations

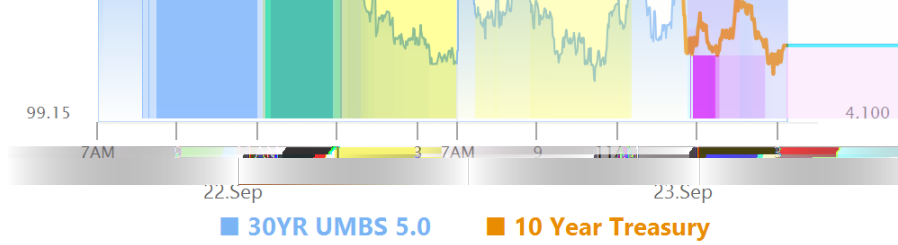
- Tuesday's session brought the best evidence yet that last week's post-Fed selling had run its course by Thursday afternoon. This brings risk/reward back to lower, more balanced levels.

## Technicals/Trends in 10yr (why 10yr)

- Ceiling/Support (can be used as "lock triggers")
  - o 4.48
  - o 4.40
  - o 4.34
  - o 4.28
  - o 4.19
- Floor/Resistance
  - o 3.89
  - o 3.99
  - o 4.05
  - o 4.12

## MBS & Treasury Markets





## MBS

30YR UMBS 5.0	+
30YR UMBS 5.5	+
30YR GNMA 5.0	+
15YR UMBS-15 5.0	+

## US Treasuries

10 YR	4.112%	-0.037%
2 YR	3.590%	-0.010%
30 YR	4.727%	-0.038%
5 YR	3.673%	-0.031%

[Open Dashboard](#)

[Share This](#)