




Highest Refi Demand in 4 Years After Last Week's Rate Rally

Mortgage application activity surged last week in response to headlines of mortgage rates stably holding multi-year lows. The Mortgage Bankers Association (MBA) reported an increase of **11.0%** on a seasonally adjusted basis for the week ending February 27.

Refi applications once again led the charge, jumping **14.3%** from the previous week and **109% higher** vs the same week one year ago. Conventional refi apps rose **20%** for the week, marking the fourth consecutive weekly increase and the **strongest pace since 2022**.



Doug Hill

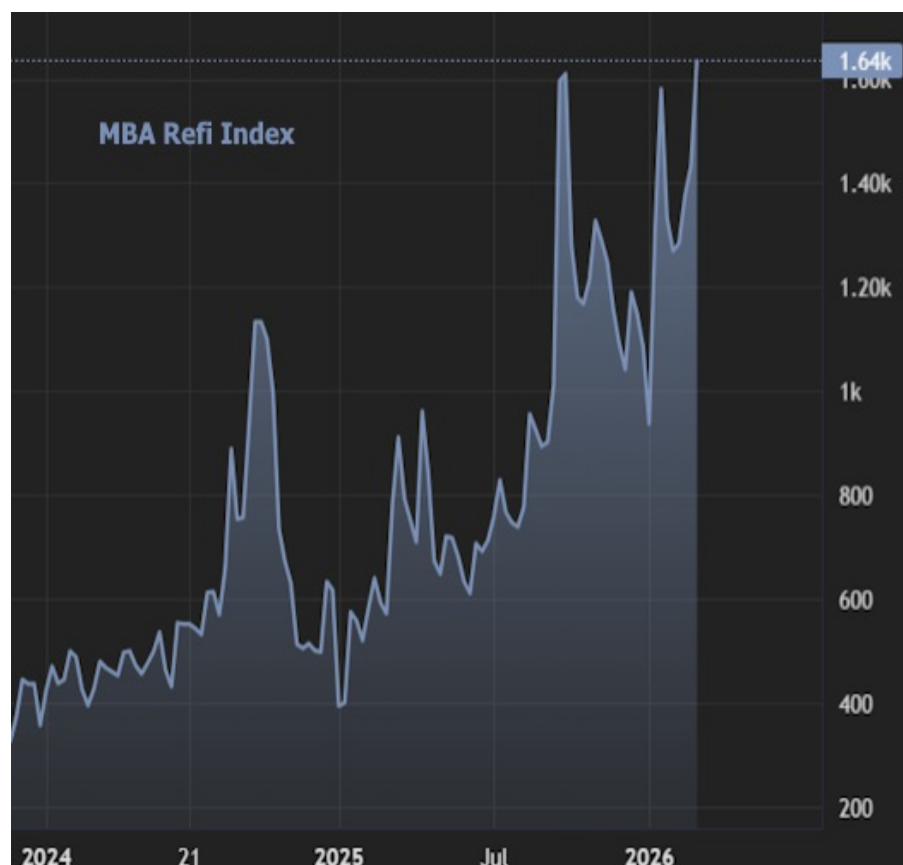
Branch Manager,
Nationwide Mortgage
Bankers

www.nmbnow.com/dhill

P: (845) 454-6088

460 Freedom Plains Rd
Poughkeepsie NY 12603

NMLS#65379

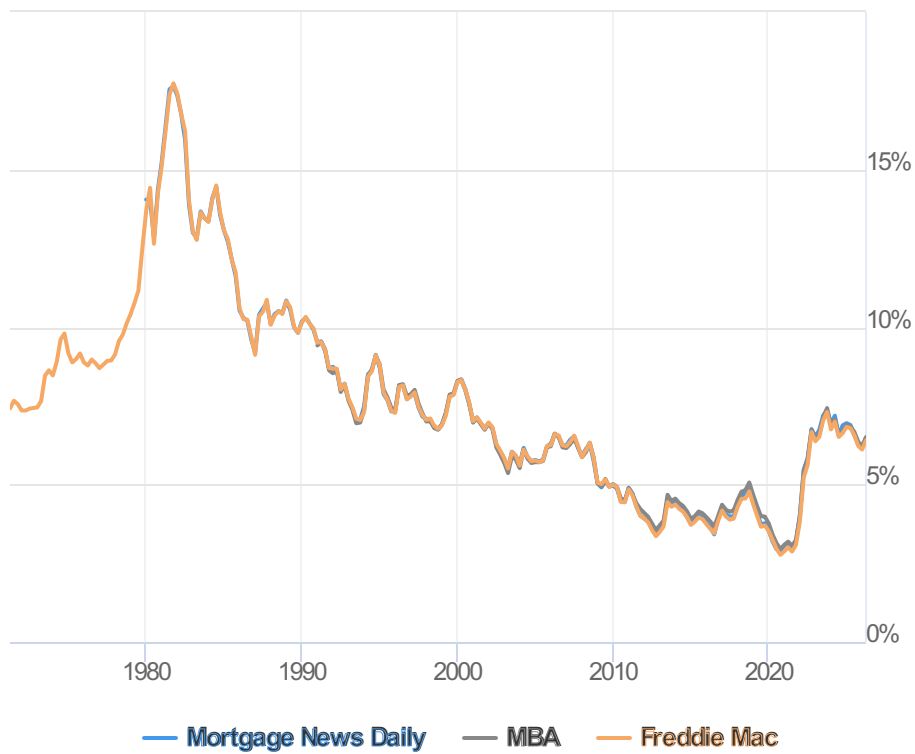


Purchase demand also strengthened. The seasonally adjusted Purchase Index increased **6.1%** from one week earlier and was **10% higher** than the same week one year ago. Lower rates and a gradual improvement in housing inventory continue to support buyer activity as the spring market approaches.



The composition of activity shifted further toward refinances. The refinance share of total applications increased to **59.8%** from 58.6% the prior week, while ARM share rose to **8.8%**. FHA share decreased to **15.8%**, VA share declined to **17.1%**, and USDA share remained unchanged at **0.4%**.

Notably, the present week has seen a significant shift in rates with the average lender jumping back to early February levels.



Mortgage Rate Summary:

- **30yr Fixed:** 6.09% (unchanged) | **Points:** 0.52 (from 0.53)
- **15yr Fixed:** 5.49% (from 5.48%) | **Points:** 0.60 (from 0.70)
- **Jumbo 30yr:** 6.16% (from 6.20%) | **Points:** 0.31 (from 0.42)
- **FHA:** 5.97% (unchanged) | **Points:** 0.62 (from 0.65)
- **5/1 ARM:** 5.32% (from 5.23%) | **Points:** 0.51 (from 0.41)