MBS Recap: Afternoon Weakness in Bonds Despite Lower Oil Prices. Will CPI Matter?

Bill Hills | Loans to $30MM
Luxury Lending Specialist, Interconnect Mortgage, Inc.
FloridaLuxuryLending.com
M: (561) 345-0608
billhills@floridaluxurylending.com
5220 Hood Rd
Palm Beach Gardens Florida
33418
NMLS# 843018
Equal Housing Opportunity

start here

Afternoon Weakness in Bonds Despite Lower Oil Prices. Will CPI Matter?

MBS Recap Matthew Graham | 4:20 PM

Days like today are a problem for a "set it and forget it" mentality when it comes to energy prices and the bond market. On many occasions since the beginning of last week, the correlation between oil prices and bond yields has been plain to see. Additionally, oil price volatility has been the only way to explain much of the movement in bonds. Now this afternoon, bond yields broke higher despite no clear cues from oil. We are left to lean on things like a weak 3yr Treasury auction and general supply pressures surrounding a large corporate bond issued by Amazon. Tomorrow brings CPI--usually a relevant market mover, but unlikely to carry as much weight given the current backdrop.

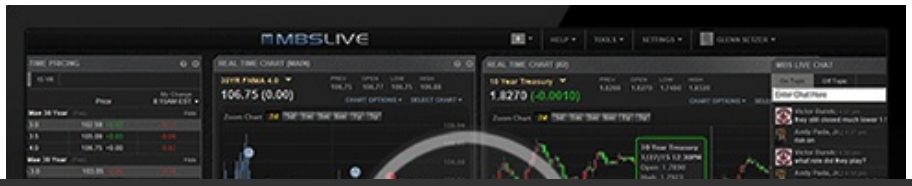

© MBS Live, LLC. All rights reserved. This newsletter is a service of MBS Live.

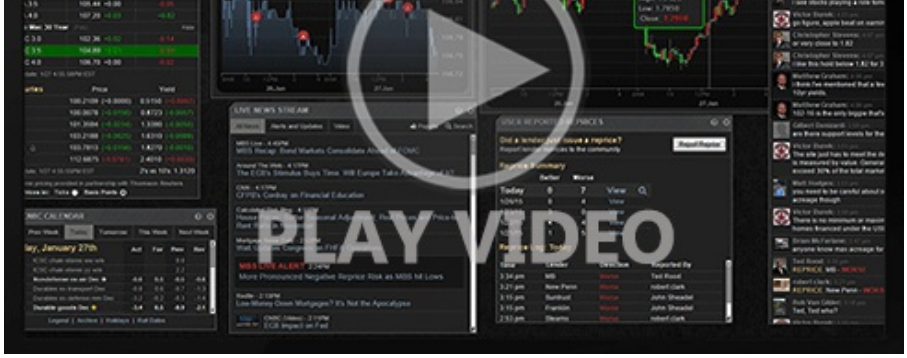

Watch the Video

MBS Morning

9:07 AM Starting Out Weaker vs 5pm or Stronger vs 3pm

Alert

2:22 PM Losing Ground Quickly

Update

2:38 PM Bouncing Back Now

Alert

3:56 PM Back at Weakest Levels

4:05 PM

Econ Data / Events

- ADP Weekly Employment
  - 15.5k vs 12.75k prev

Market Movement Recap

08:56 AM Weaker overnight vs Monday's late-day rally levels. Stronger vs 3pm close. 10yr at 4.124. MBS down 19bps from 5pm, but up a few bps vs 3pm.

09:54 AM MBS down 5 ticks (.16) on the day and 10yr up 2.5bps at 4.12

12:17 PM MBS down 3 ticks (.09) and 10yr up 1.6bps at 4.112

03:22 PM MBS down 7 ticks (.22) and 10yr up 4.6bps at 4.142

© MBS Live, LLC. All rights reserved. This newsletter is a service of MBS Live.

Lock / Float Considerations

- Volatility risk remains much higher than normal due to geopolitical uncertainty. There is some econ data this week that would traditionally be worth watching, but oil price volatility argues against reading too much into February's CPI

Technicals/Trends in 10yr (why 10yr)

- Ceiling/Support (can be used as "lock triggers")
  - 4.48
  - 4.40
  - 4.34
  - 4.28
  - 4.19
  - 4.12
  - 4.05

- Floor/Resistance
  - 3.89
  - 3.97

MBS & Treasury Markets

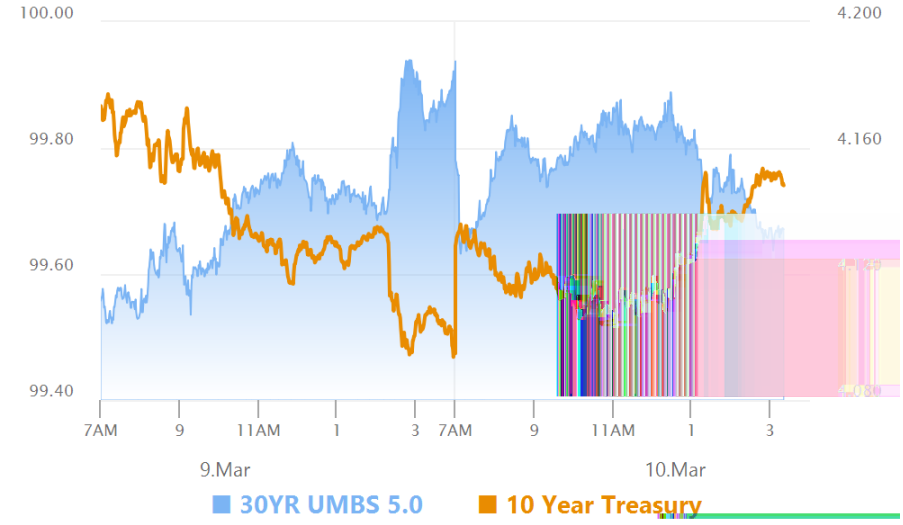

MBS
30YR UMBS 5.0
30YR UMBS 5.5
30YR GNMA 5.0
15YR UMBS-15 5.0

© MBS Live, LLC. All rights reserved. This newsletter is a service of MBS Live.

US Treasuries		
10 YR	4.148%	+0.052%
2 YR	3.585%	+0.043%
30 YR	4.783%	+0.069%
5 YR	3.732%	+0.045%

Open Dashboard

Share This

© MBS Live, LLC. All rights reserved. This newsletter is a service of MBS Live.