

MBS & TREASURY MARKETS

Daily Coverage. Industry Leading Perspective.

MBS Recap: Roughly Unchanged After Moderate Headline-Driven Volatility



Michelle Brunn

Mortgage Advisor, Peerless Lending

P: (559) 977-9229

M: (559) 977-9229

5200 N. Palm #114

Fresno Ca 93704

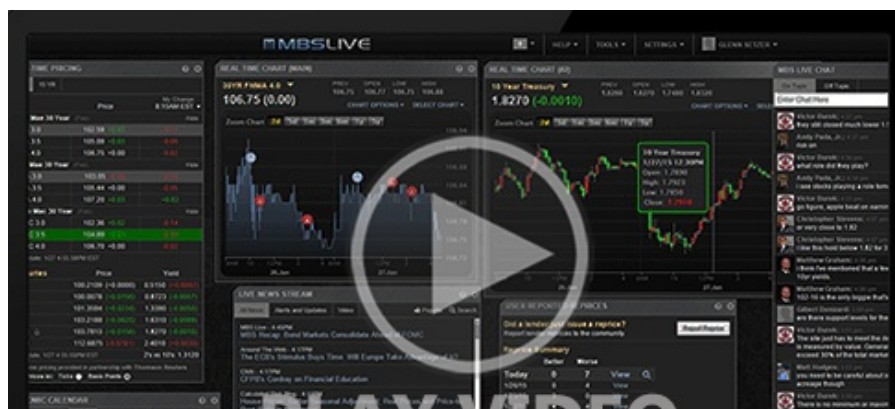
NMLS# 1426116

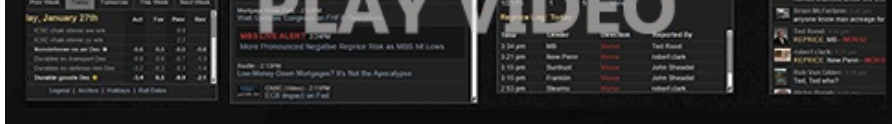


Roughly Unchanged After Moderate Headline-Driven Volatility

MBS Recap | Matthew Graham | 3:54 PM

As has been the recent custom, there were dueling headlines concerning the Iran war today with opposing claims regarding the status of the Israel/Lebanon ceasefire. If that sounds like kind of a stretch when it comes to bond market significance, bond traders agreed. That said, it was still traded to some extent. This resulted in mid-day volatility that took bonds from slightly weaker to slightly stronger territory, and then back to being roughly unchanged. Econ data was a relative non-event in the morning, but Friday's data has a slightly better chance of garnering a response.





Watch the Video

MBS Morning

9:08 AM Flood of Data. No Real Reaction. Back to Watching Headlines

Alert

10:30 AM Weakest Levels as Oil Prices Spike

Update

11:38 AM Rallying Back on War Headlines

3:41 PM

Econ Data / Events

- - o Jobless Claims (Apr)/04
 - 219K vs 210K fcast, 202K prev
 - o Continued Claims (Mar)/28
 - 1794.0K vs 1840K fcast, 1841K prev
 - o Core PCE (m/m) (Feb)
 - 0.4% vs 0.4% fcast, 0.4% prev
 - o Core PCE (y/y) (Feb)
 - 3.0% vs 3% fcast, 3.1% prev
 - o GDPQ4
 - 0.5% vs 0.7% fcast, 4.4% prev
 - o GDP Final SalesQ4
 - 0.3% vs 0.4% fcast, 4.5% prev

Market Movement Recap

08:37 AM Very flat overnight. Slightly weaker after data. MBS down 2 ticks (.06) and 10yr up half a bp at 4.30

10:31 AM weakest levels. MBS down 9 ticks (.28) and 10yr up 1.4bps at 4.311

11:38 AM

11:58 AM 10s now down 1bp at 4.285. MBS are within 1 tick (.03) of unchanged.

01:39 PM Best levels of the day for 10s, down 3.2bps at 4.264. MBS unchanged (also near opening highs).

03:37 PM Off the best levels, but not with sustained selling. MBS down 2 ticks (.06) and 10yr down 1bp at 4.288

Lock / Float Considerations

- 4/9/26 - Bonds seem to be getting more and more desensitized to war-related headlines. They've also done a good job of avoiding any major selling except when that selling marks a rebound from even stronger buying (like Wednesday). In general, there's been more room for risk-tolerant views this week vs last, but risks increase a bit as we head into the weekend, and even as we wait for Friday AM's econ data.

Technicals/Trends in 10yr (why 10yr)

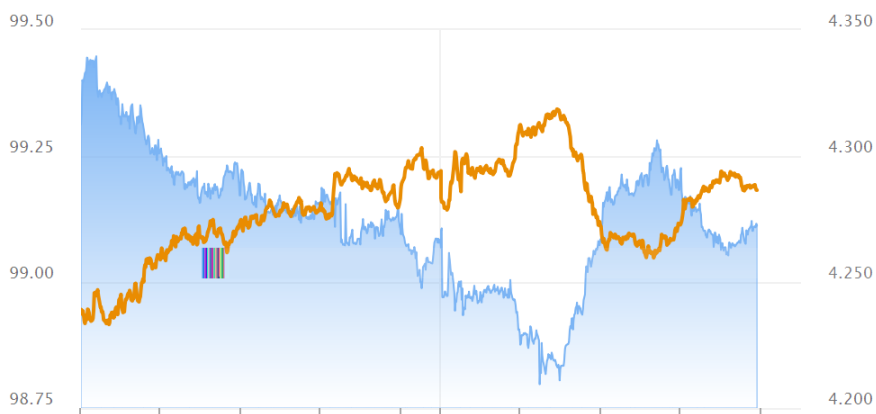
- Ceiling/Support (can be used as "lock triggers")

- o 4.66
- o 4.59
- o 4.48

- Floor/Resistance

- o 4.05
- o 4.12
- o 4.19
- o 4.28
- o 4.34
- o 4.40

MBS & Treasury Markets



MBS

30YR UMBS 5.0		+
30YR UMBS 5.5		
30YR GNMA 5.0		+
15YR UMBS-15 5.0		+

US Treasuries

10 YR	4.286%	-0.010%
2 YR	3.779%	-0.013%
30 YR	4.894%	+0.008%
5 YR	3.909%	-0.017%

Open Dashboard

Share This