

# MBS & TREASURY MARKETS

Daily Coverage. Industry Leading Perspective.



## MBS Recap: AM Gains Mostly Stick Around



**Gary Kesler**  
Executive Finance  
Manager, Central Valley  
Home Lending

[www.cvhending.com](http://www.cvhending.com)

M: (916) 804-0142

[gary@cvhending.com](mailto:gary@cvhending.com)

3461 Fair Oaks Blvd. Ste 125  
Sacramento CA 95864

CVHL NMLS#2455817

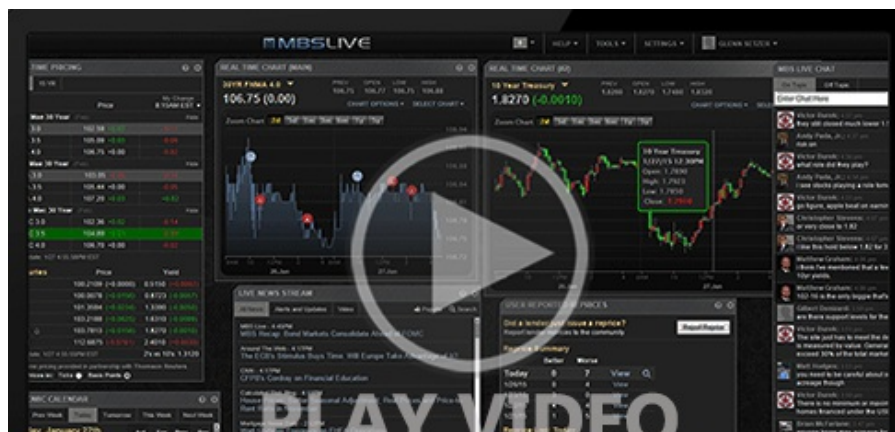
MLO NMLS#693579

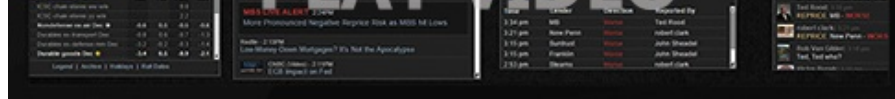


## AM Gains Mostly Stick Around

MBS Recap | Matthew Graham | 4:29 PM

Everything interesting about today occurred before 9am ET (several war-related headlines that prompted a sharp rally in bonds). The rest of the day was spent drifting mostly sideways. Stocks continued their surge to new all-time highs. Oil prices fell in concert with the bond rally, briefly dipping below \$80/bbl.





Watch the Video

### MBS Morning

9:20 AM Why Are Bonds Surging This Morning?

### Alert

2:52 PM Weakest Levels Since AM Rally; MBS Down an Eighth From Highs

4:20 PM

### Market Movement Recap

- 08:41 AM Modest overnight gains and then more buying on war headlines. MBS up over a quarter point and 10yr down 5.3bps at 4.262
- 01:03 PM MBS up 13 ticks (.41) and 10yr down 8bps at 4.237
- 04:26 PM little changed as the close approaches. MBS up 10 ticks (.31) and 10yr down 7.2bps at 4.244

### Lock / Float Considerations

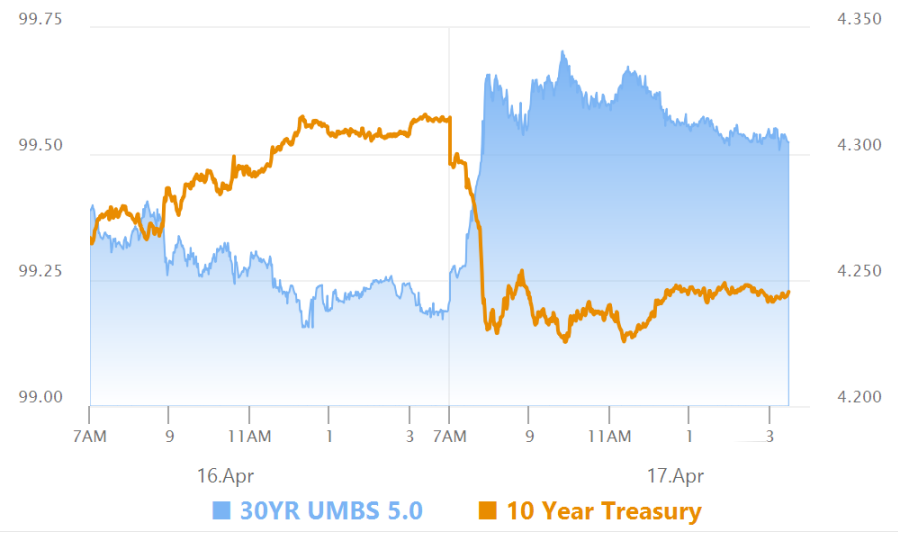
- 4/17/26 - Bonds/rates continue riding the wave of de-escalation expectations. There's likely an additional boost available when the end of the war is confirmed, but corrective bounces are still possible if there are hiccups in the peace process. The lowest rates in over a month are always a compelling lock opportunity for risk averse clients. Risk tolerant clients are likely considering the relatively small improvement in rates compared to the suggestion of MBS (something that implies a cushion going into next week).

### Technicals/Trends in 10yr (why 10yr)

- Ceiling/Support (can be used as "lock triggers")
  - o 4.66
  - o 4.59
  - o 4.48
- Floor/Resistance
  - o 4.05

- 4.12
- 4.19
- 4.28
- 4.34
- 4.40

## MBS & Treasury Markets



### MBS

30YR UMBS 5.0	+
30YR UMBS 5.5	+
30YR GNMA 5.0	+
15YR UMBS-15 5.0	+

### US Treasuries

10 YR	4.246%	-0.071%
2 YR	3.702%	-0.075%
30 YR	4.883%	-0.050%
5 YR	3.843%	-0.078%

Open Dashboard

Share This