

MBS & TREASURY MARKETS

Daily Coverage. Industry Leading Perspective.

MBS Recap: Markets Hit by Glut of Escalation Headlines

Ian Overcarsh

Mortgage Banker, First National Bank

www.fnb-online.com/.../overcarshi

M: (704) 650-1922

overcarshi@fnb-corp.com

401 S. Graham Street

Charlotte NC 28202

1065792



First National Bank



Lillian Isaac

NC/SC Broker, Realtor®,
SRES License NC/SC
General Contractor |
Author, Lillian Isacc Realty

LillianIsaacRealty.com

P: (704) 492-8706

lillian@lillianisaacrealty.com

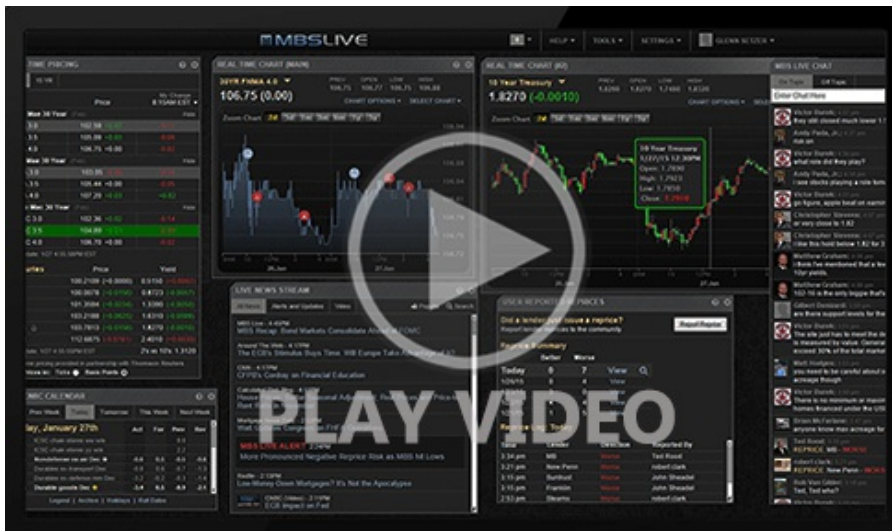
6277 Carolina Commons Dr. #363
Indian Land SC 29707

Markets Hit by Glut of Escalation Headlines

MBS Recap Matthew Graham | 4:07 PM

Monday's trading session ended up being as simple as it was unpleasant. Bonds lost ground somewhat sharply as war-related headlines kept adding up to additional escalation. Highlights include overnight reports of Iran hitting a U.S. warship with missiles, multiple reports of UAE air defenses being activated, and

damage/fire at a UAE oil export terminal. While bonds had a few moments of independence, they were broadly driven by rising oil prices associated with the aforementioned headlines.



Watch the Video

Alert

9:51 AM MBS Down Just Over an Eighth

MBS Morning

10:09 AM Weaker Start. Bonds Not Recovering With Oil So Far

Alert

11:34 AM MBS Now Down 3/8ths on The Day

Alert

12:21 PM Negative Reprices Becoming More Likely

3:32 PM

Econ Data / Events

- ○ ISM Manufacturing Employment (Apr)
 - 46.4 vs 49 fcast, 48.7 prev
- ISM Manufacturing PMI (Apr)
 - 52.7 vs 53 fcast, 52.7 prev
- ISM Mfg Prices Paid (Apr)
 - 84.6 vs 80 fcast, 78.3 prev

Market Movement Recap

- 09:20 AM moderately weaker overnight. 10yr up 3.5bps at 4.41 and MBS down 7 ticks (.22).
- 11:31 AM Weakest levels after headlines regarding Iran attacking UAE. MBS down 3/8ths and 10yr up 6bps at 4.435
- 02:23 PM sideways just off weakest levels. MBS down half a point and 10yr up 7.1bps at 4.447

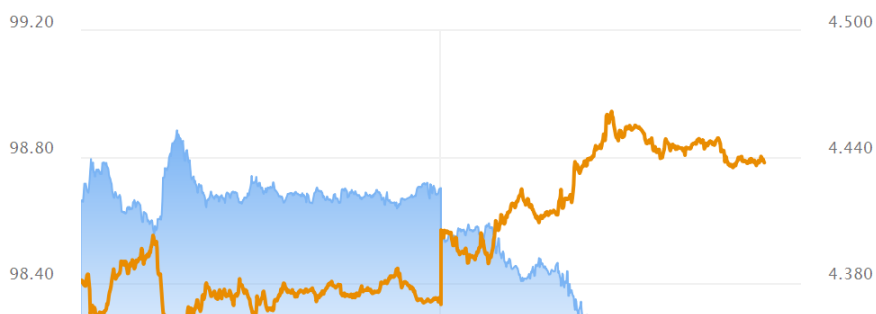
Lock / Float Considerations


- 5/4/26 - Despite Friday's hopeful technical set-up, yields were unable to close below our confirmation target of 4.37. Now today, they're up to multi-week highs and above the 4.42% technical level. Of course a sweeping peace agreement with Iran could change the tone at any moment, but until then, a defensive strategy makes the most sense.

Technical/Trends in 10yr (why 10yr)

- Ceiling/Support (can be used as "lock triggers")
 - o 4.66
 - o 4.59
 - o 4.48
- Floor/Resistance
 - o 4.05
 - o 4.12
 - o 4.19
 - o 4.28
 - o 4.34
 - o 4.40

MBS & Treasury Markets





MBS

30YR UMBS 5.0
 30YR UMBS 5.5
 30YR GNMA 5.0
 15YR UMBS-15 5.0

US Treasuries

10 YR	4.438%	+0.063%
2 YR	3.950%	+0.067%
30 YR	5.017%	+0.055%
5 YR	4.083%	+0.066%

Open Dashboard

Share This