

MBS & TREASURY MARKETS

Daily Coverage. Industry Leading Perspective.

A message from Randy Vance:

©2026. Equal Housing Lender. Contact your Boss Mortgage, LLC loan originator for information on specific loan terms and conditions. Boss Mortgage, LLC is not affiliated with any government agencies. This is not an offer to enter into an agreement. Not all customers will qualify. Information, rates, and programs are subject to change. All rights reserved. This is not a commitment to lend or extend credit. All products are subject to credit and property approval. Rates, terms, programs, and underwriting policies and guidelines are subject to change without notice. Boss Mortgage, LLC is licensed under the Oregon Consumer Finance Act. Licensed by the California Dept of Financial Protection and Innovation under the California Financing Law. Idaho MBL: 2082547821 Washington under license number CL-254782. Boss Mortgage, LLC NMLS-2547821. 304 NE 3rd St. #110 Bend, OR 97701 www.bossmortgage.com 541-799-2677 Licensed in OR, ID, WA, MT, CO, CA, AZ www.nmlsconsumeraccess.org



Randy Vance

Founder/CEO, Boss Mortgage, LLC

www.bossmortgage.com

P: (541) 280-8294

M: (541) 280-8294

randy@bossmortgage.com

304 NE 3rd Street
Bend OR 97701

NMLS#1455628 OR, WA, ID, CO,
MT, CA, AZ

Company NMLS 2547821

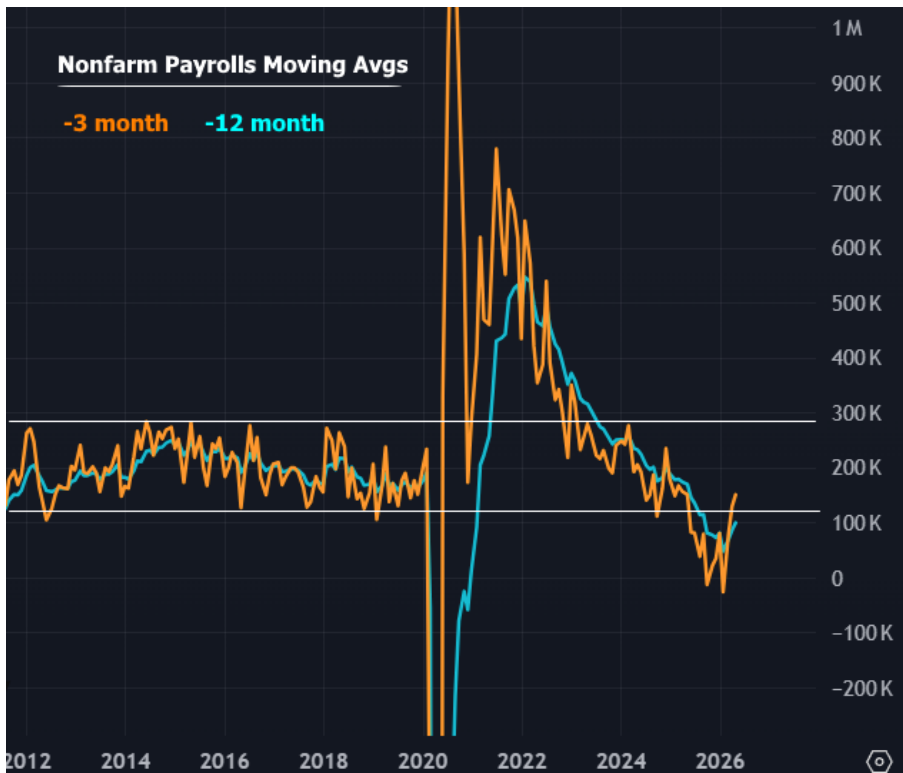


The Day Ahead: Job Market Says "I'm Not Dead Yet." Bond Market Doesn't Love It

Buzz has been growing around the labor market for the past several months, but today's jobs report went the extra mile to make it official. The job market is officially re-accelerating. Actually, the better claim would be that the jobs market is simply attempting to level off after a very long post-covid normalization. Most of today's charts show that quite well.

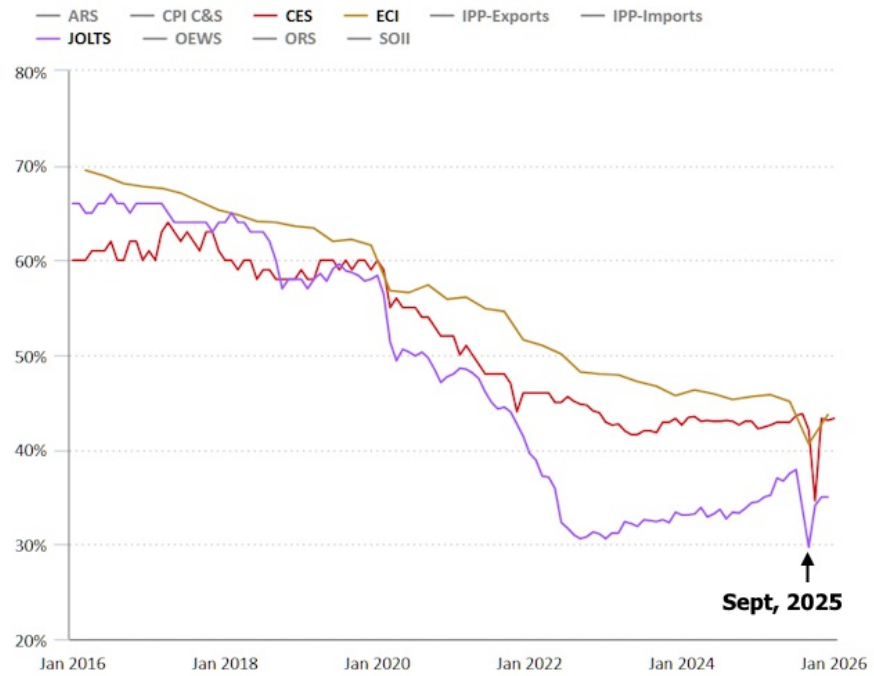
Payrolls surged to 172k vs an 85k forecast. The previous report was revised up to 179k from 115k. The unemployment rate held steady at a historically low 4.3% and dropped modestly on an unrounded basis. Volatility in the payroll count has been higher since Fall 2025. This is also apparent in the charts and it can be partially (maybe fully?) explained by the ongoing drop in survey response rates, both for consumers businesses (note the BLS data on response rates only runs through Jan/Feb).

Meanwhile, the bond market left no doubt that it is more than willing to react to econ data if that data is important enough. 10yr yields are up 5.5bps instantly and MBS are down almost half a point.

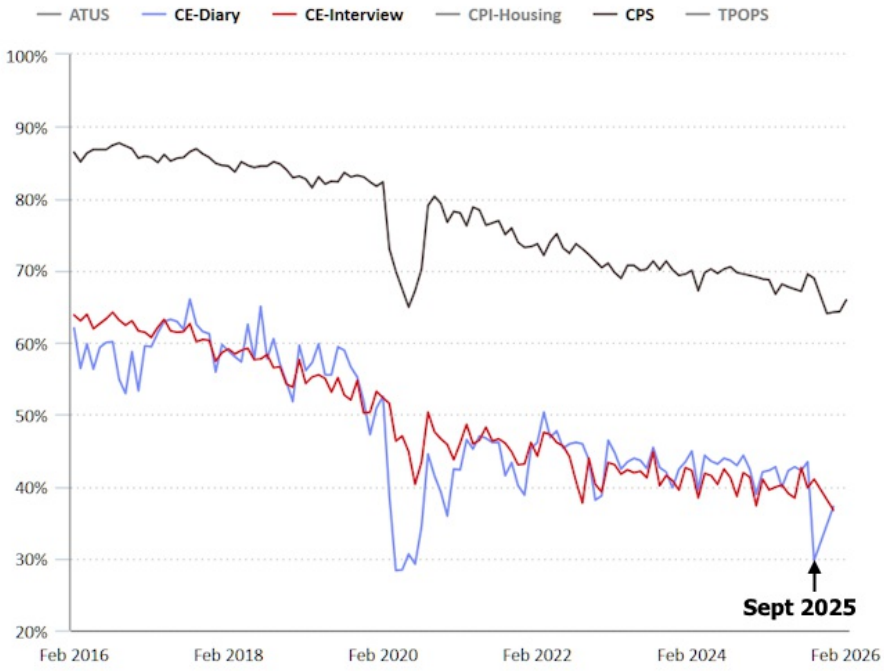




Establishment surveys unit response rates, January 2016–January 2026



Household survey response rates, February 2016–February 2026



Sept 2025