

MARKET SUMMARY

Complete Recap of Today's Market Activity

Uneventful Start And an Uneventful Calendar

Market Summary: Wednesday, July 17, 2024 - 2:21PM

Just because an economic calendar is full doesn't mean it's of any major importance to the bond market. Today fits the bill with the two economic headliners being Housing Starts and Industrial Production. Both have already come and gone without any reaction. The market has been more interested in trading a single comment from Fed's Waller, who said the time to cut rates is getting closer based on the most likely policy scenario. Yes, that's a bit cryptic, but he basically described 3 bowls of porridge and then said the warm one was the most likely. Bonds rallied for a moment and then went back to the prevailing trend from the overnight session.

Market Movement Recap

- 09:15 AM Sideways to slightly weaker overnight with no major movement so far. MBS down 6 ticks (.19) and 10yr up 2.3bps at 4.182.
- 12:55 PM Gradually moving to best levels of the day with 10yr now unchanged and MBS nearly unchanged.

Latest Video Analysis



Bonds Shake Off Retail Sales Impact to End Stronger



Scott Green

Home Loan Consultant,
Monument Mortgage Group

P: (602) 971-0544 x1

M: (602) 577-8311

scott@scotthelps.com

21501 N. 78th Ave #100

Phoenix AZ 85382

Company NMLS #2512600

Individual NMLS #155901



MBS & Treasury Markets

UMBS 5.5 99.76 -0.03 | 10YR 4.149% -0.010% 7/17/2024 2:20PM EST

Uneventful Start And an Uneventful Calendar

Just because an economic calendar is full doesn't mean it's of any major importance to the bond market. Today fits the bill with the two economic headliners being Housing Starts and Industrial Production. Both have already come and gone without any reaction. The market has been more interested in trading a single comment from Fed's Waller, who said the time to cut rates is getting closer based on the most likely policy scenario. Yes, that's a bit cryptic, but he basically described 3 bowls of porridge and then said the warm one was the most likely. Bonds rallied for a moment and then went back to the prevailing trend from the overnight session.

MBS MORNING: Two Kinds of Flat

ALERT: Giving up Overnight Gains Despite As-Expected Retail Sales

Today's Mortgage Rates

30YR Fixed 6.83% -0.01% | 15YR Fixed 6.32% +0.02% 7/17/2024

Mortgage Rate Winning Streak Finally Ends, But Just Barely

When is a defeat not really a defeat? have an idea. They're fresh off an incredibly rare 8 day winning streak that took the average 30yr fixed rate to the lowest levels in 5 months AND well under the 7% mark for top tier scenarios.

Contrast all that gloriousness to today's performance which saw the average inch higher by a mere 0.03%. On any recent day before last Friday, we'd still be at 5 month lows. It would be just as fair to say rates are "holding their ground near 5 month lows" in the bigger picture.

This wasn't necessarily destined to be the case this morning. The important Retail Sales report had some underlying components that caused the bond market to move quickly toward higher yields (thus implying a bigger uptick in mortgage rates). But the losses were temporary and traders were quick to push bonds back into stronger territory.

Some mortgage lenders ended up offering mid day improvements to the morning's rate offerings. Those who didn't would likely be able to improve rates tomorrow morning IF the bond market were to hold in line with current levels overnight (never a guarantee, but always the 'all other things being equal' baseline).

Economic Calendar

Last Week | This Week | Next Week

Time	Event	Actual	Forecast	Prior
Wednesday, Jul 17				
12:00AM	Roll Date - UMBS 15YR, Ginnie Mae 15YR			

Time	Event	Actual	Forecast	Prior
7:00AM	Jul/12 MBA 30-yr mortgage rate (%)	6.87%		7%
7:00AM	Jul/12 MBA Mortgage Applications	3.9%		-0.2%
7:00AM	Jul/12 Mortgage Market Index	214.1		206.1
7:00AM	Jul/12 MBA Purchase Index	140.4		144.3
7:00AM	Jul/12 MBA Refi Index	613.0		532.3
8:30AM	Jun Housing starts number mm (ml)	1.353M	1.30M	1.277M
8:30AM	Jun Building permits: number (ml)	1.446M	1.40M	1.399M
8:30AM	Jun Build permits: change mm (%)	3.4%		-2.8%
8:30AM	Jun House starts mm: change (%)	3%		-5.5%
9:00AM	Fed Barkin Speech ☆			
9:15AM	Jun Capacity Utilization (%)	78.8%	78.4%	78.2%
9:15AM	Jun Industrial Production (%) ☆	0.6%	0.3%	0.7%
9:15AM	Jun Manufacturing Production YoY	1.1%		-0.3%
9:15AM	Jun Industrial Production YoY	1.6%		0.1%
9:15AM	Jun Manufacturing Production MoM	0.4%	0.2%	0.6%
9:35AM	Fed Waller Speech ☆			
10:30AM	Jul/12 EIA Heating Oil Stocks Change	0.252M		0.356M
10:30AM	Jul/12 EIA Gasoline Stocks Change	3.328M	-1.7M	- 2.006M
10:30AM	Jul/12 EIA Gasoline Production Change	-0.751M		0.239M
10:30AM	Jul/12 EIA Distillate Stocks Change	3.454M	-0.5M	4.884M
10:30AM	Jul/12 Crude Oil Inventory (ml)	-4.87M	0.8M	- 3.444M
10:30AM	Jul/12 EIA Cushing Crude Oil Stocks Change	- 0.875M		- 0.702M
10:30AM	Jul/12 EIA Distillate Fuel Production Change	0.101M		0.022M
10:30AM	Jul/12 EIA Crude Oil Imports Change	0.312M		0.615M
10:30AM	Jul/12 EIA Refinery Crude Runs Change	-0.181M		0.317M
11:30AM	17-Week Bill Auction (%)	5.135%		5.195%
1:00PM	20-Yr Bond Auction (bl) ★	13		
1:00PM	20-Year Bond Auction	4.466%		4.452%
2:00PM	Fed Beige Book			
Thursday, Jul 18				
8:30AM	Jul/13 Jobless claims 4-wk avg (k)			233.5K
8:30AM	Jul/13 Jobless Claims (k) ☆		230K	222K
8:30AM	Jul/06 Continued Claims (ml)		1860K	1852K
8:30AM	Jul Philly Fed Business Conditions			13.8

Time	Event	Actual	Forecast	Prior
8:30AM	Jul Philly Fed New Orders			-2.2
8:30AM	Jul Philly Fed Prices Paid			22.5
8:30AM	Jul Philly Fed CAPEX Index			12.1
8:30AM	Jul Philly Fed Employment			-2.5
8:30AM	Jul Philly Fed Business Index ☆		2.9	1.3
10:00AM	Jun CB Leading Index MoM (%)		-0.3%	-0.5%
10:30AM	Jul/12 Nat gas-EIA, change bcf		55Bcf	65Bcf
11:30AM	8-Week Bill Auction			5.260%
11:30AM	4-Week Bill Auction			5.270%
12:00PM	Jul/17 15-Year Mortgage Rate			6.17%
12:00PM	Jul/17 30-Year Mortgage Rate			6.89%
1:00PM	10-Year TIPS Auction			2.184%
1:00PM	10-yr Note Auction (bl) ★		19	
1:45PM	Fed Logan Speech ☆			
1:45PM	Fed Logan Speech ☆			
4:00PM	May Net Long-Term Flows, excluding swaps (TIC data) (bl)		\$98.4B	\$123.1B
4:00PM	May Overall net capital flows (TIC Data) (bl)			\$66.2B
4:00PM	May Foreign Buying, Bonds (TIC Data) (bl)			\$75B
4:30PM	Jul/17 Central Bank Balance Sheet			\$7.22T
6:05PM	Fed Daly Speech ☆			
7:30PM	Fed Bowman Speech ☆			
7:45PM	Fed Bowman Speech ☆			

Recent Housing News








- Refinancing Volume Highest in Nearly Two Years
- Rates Continue to Depress Builders as Well as Sales
- Higher Rates Suppress Mortgage Application Volume

Read My Latest Newsletter

Sharply Lower Inflation Brings Fed Rate Cuts Into Focus

There was a lot riding on this week's economic data and it delivered in a big way. The Consumer Price Index (CPI) has had the biggest influence on interest rates of any of the scheduled monthly economic reports, and for good reason. It is one of the two biggest and most detailed inflation reports on any given month, and it comes out about 2 weeks before the other one. That's incredibly im...

Mortgage Calculators

-  [Mortgage Payment w Amortization](#)
-  [Loan Comparison](#)
-  [Advanced Loan Comparison](#)
-  [Early Payoff](#)
-  [Should I Refinance?](#)
-  [Rent vs. Buy](#)
-  [Blended Rate](#)