

MARKET SUMMARY

Complete Recap of Today's Market Activity

The Case For a Sideways Ceiling Continues to Build

Market Summary: Thursday, November 21, 2024 - 10:46AM

Granted, yields are only 3 days removed from hitting their highest levels in 5 months, but those levels weren't much worse than November 6th. If we treat this zone (call it 4.45% in 10yr yields, give or take 0.05%) as a potential ceiling, it received yet another vote of support with today's very calm trading near 4.42%. Geopolitical headlines were taken in stride (modest improvement) and 20yr auction results pushed back a bit in the afternoon. Most importantly (not really), bond traders managed to stay someone engaged despite every news story, email, TV segment, etc. focusing on NVIDIA earnings.

Latest Video Analysis



The Case For a Sideways Ceiling Continues to Build



Tim Pillsbury

Branch Manager - Mortgage specialist, AmRes Corporation

www.nolalender.com

P: (985) 777-2837

2065 1st Street
Slidell Louisiana 70458
NMLS #101822

UMBS 5.5 98.87 0.00 | 10YR 4.421% +0.015% 11/21/2024 5:00PM EST

Jobless Claims Stay Low, But Continued Claims Help Offset

- Jobless Claims
 - 213k vs 220k f'cast, 219k prev
- Continued Claims
 - 1908k vs 1870k f'cast, 1872k prev
- Philly Fed Index
 - -5.5 vs 8.0 f'cast 10.3 prev

Bonds were roughly unchanged to slightly stronger in the overnight session with minimal volatility after the close yesterday. The econ data is mixed. Although the 213k Jobless Claims headline is unfriendly to rates, all other things being equal, it is offset by another long-term high in continued claims. To a lesser extent, the miss in Philly Fed is also possibly a bit helpful.

MBS are still up 2 ticks (.06) and 10yr yields are down roughly half a bp at 4.399

MBS MORNING: Geopolitical Headlines Behind Small But Noticeable Reactions

ALERT: Weakest Levels Of The Day

Today's Mortgage Rates

30YR Fixed 7.04% -0.01% | 15YR Fixed 6.41% +0.00% 11/21/2024

Mortgage Rates Have Been Much Calmer, But They're Still High

Remember October and the first part of November--not because of the election, but rather because of the relentless rise in ? Would you rather forget? You're not alone. It was the fastest rate spike since 2022, and it was made all the more memorable because it put an end to the first real uptick in refinance activity in just as long.

In the days following the election, there was quite a bit of volatility in rates, but with the benefit of hindsight, we can say that the volatility has subsided. Tuesday, November 12th was the last time rates made a decently big day-over-day move. Since then, we haven't seen top tier 30yr fixed rates change by more than 0.04% in either direction. More impressively, they've held a range of only 0.06% during that time. That's a low volatility environment by any standard.

Today fit perfectly in that narrative with the average lender only moving up 0.01%. After adjusting for upfront costs, 30yr fixed rates remain just over 7%.

Any time we're marveling at the absence of volatility, a word of caution is in order. Volatility can come back any time. Its return can be driven by surprises or by scheduled data. At the very least, we can be sure that the scheduled data in the first two weeks of December has immense potential to reignite volatility, for better or worse.

Time	Event	Actual	Forecast	Prior
Thursday, Nov 21				
8:30AM	Nov/09 Continued Claims (ml)	1908K	1870K	1873K
8:30AM	Nov/16 Jobless claims 4-wk avg (k)	217.75K		221K
8:30AM	Nov/16 Jobless Claims (k) ★	213K	220K	217K
8:30AM	Nov Philly Fed Prices Paid	26.60		29.70
8:30AM	Nov Philly Fed Business Index ☆	-5.5	8	10.3
8:30AM	Nov Philly Fed Business Conditions	56.6		36.7
8:30AM	Nov Philly Fed CAPEX Index	24.90		23.50
8:30AM	Nov Philly Fed Employment	8.6		-2.2
8:30AM	Nov Philly Fed New Orders	8.9		14.2
10:00AM	Oct CB Leading Index MoM (%)	-0.4%	-0.3%	-0.5%
10:00AM	Oct Exist. home sales % chg (%) ☆	3.4%		-1%
10:00AM	Oct Existing home sales (ml) ☆	3.96M	3.93M	3.84M
10:30AM	Nov/15 Nat gas-EIA, change bcf	-3Bcf	5Bcf	42Bcf
11:00AM	Nov KC Fed manufacturing	-4		0
11:00AM	Nov Kansas Fed Composite Index	-2		-4
11:30AM	8-Week Bill Auction	4.480%		4.460%
11:30AM	4-Week Bill Auction	4.530%		4.510%
12:00PM	Nov/20 15-Year Mortgage Rate	6.02%		5.99%
12:00PM	Nov/20 30-Year Mortgage Rate	6.84%		6.78%
12:25PM	Fed Goolsbee Speech ☆			
12:30PM	Fed Hammack Speech ☆			
1:00PM	10-yr Note Auction (bl) ★	17		
1:00PM	10-Year TIPS Auction	2.071%		1.592%
4:30PM	Nov/20 Central Bank Balance Sheet	\$6.92T		\$6.96T
Friday, Nov 22				
9:45AM	Nov S&P Global Manuf. PMI ☆	48.8	48.8	48.5
9:45AM	Nov S&P Global Composite PMI ☆	55.3		54.1
9:45AM	Nov S&P Global Services PMI ★★	57.0	55.2	55.0
10:00AM	Nov U Mich conditions ☆	63.9	64.4	64.9
10:00AM	Nov Sentiment: 5y Inflation (%) ☆	3.2%	3.1%	3%
10:00AM	Nov Sentiment: 1y Inflation (%) ☆	2.6%	2.6%	2.7%
10:00AM	Nov Consumer Sentiment (ip) ☆	71.8	73.7	70.5
10:00AM	Nov Michigan Consumer Expectations Final	76.9	78.5	74.1
1:00PM	Nov/22 Baker Hughes Oil Rig Count	479		478
1:00PM	Nov/22 Baker Hughes Total Rig Count	583		584

Recent Housing News








- [Mortgage Applications Technically Improve](#)
- [Two Ways to Look at Residential Construction Slowdown](#)
- [Like Many Housing Metrics, Builder Confidence is Just Waiting For Lower Rates](#)

Read My Latest Newsletter

Are Rates Done Freaking Out Yet?

Mortgage rates bounced hard off the long term lows back in September and had jumped almost a full percent by last week. In addition to the elevated levels, there's been plenty of volatility. Nonetheless, rates managed to avoid breaking last week's ceiling-- even if only just. Does that mean it's time for hope? Hope is always a fine thing to have, but it's not a strategy when it comes to mortgage...

Mortgage Calculators

-  [Mortgage Payment w Amortization](#)
-  [Loan Comparison](#)
-  [Advanced Loan Comparison](#)
-  [Early Payoff](#)
-  [Should I Refinance?](#)
-  [Rent vs. Buy](#)
-  [Blended Rate](#)