

MARKET SUMMARY

Complete Recap of Today's Market Activity

Not as Bad as it Could Have Been

Market Summary: Monday, December 23, 2024 - 12:55AM

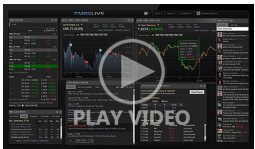
After Wednesday's Fed-driven sell-off, it was unlikely if not impossible that bonds wouldn't end up saying they had a bad week. That is certainly still the case, but after Friday, it's not as bad as it could have been. PCE inflation came in at 0.1% at the core level, month over month. If inflation repeated that performance for 12 months, annual inflation would be below the 2.0% target. Headline inflation is even lower and has been doing even better in terms of getting back to a target trajectory. Bond traders are largely able to price in PCE data because a good amount of it can be calculated from CPI/PPI which come out 2 weeks earlier. There was still enough of a surprise for 10yr yields to drop a quick 6bps and ultimately end the day 4bps lower than yesterday.



KV Mortgage



Latest Video Analysis



Not as Bad as it Could Have Been

MBS & Treasury Markets

UMBS 5.5	98.74	-0.04	10YR	4.535%	+0.021%	12/23/2024 5:55AM EST
----------	-------	-------	------	--------	---------	-----------------------

MBS Down Just Over an Eighth From Highs

MBS hit their highs of the day just after noon ET and have corrected a bit since then. While 5.5 coupons are still up a quarter point, they're down just over an eighth of a point from the highs. Jumpy lenders who had previously repriced for the better could technically justify a negative reprice. Other lenders are only seeing 3 ticks (.09) of weakness from opening rate sheets. While some of them have occasionally repriced in similar situations, it wouldn't be justified in terms of market movement.

10yr yields are still down almost 6bps on the day at 4.511.

MBS MORNING: Stronger Start After Cooler PCE, But Don't Expect Miracles

UPDATE: PCE Cooler Than Expected. Bonds Rallying Modestly

Today's Mortgage Rates

30YR Fixed 7.04% -0.10%

15YR Fixed 6.43% -0.02%

12/20/2024

Mortgage Rates Recover Some of The Lost Ground

The week's big story is still the big jump in rates that took place after Wednesday's Fed announcement. And while rates remain noticeably elevated on the week due to that jump, they're set to end the week at slightly less elevated levels.

Credit this morning's inflation data for that development! Part of Wednesday's Fed Day drama involved a renewed focus on inflation reports. That added to anxiety because Friday's PCE inflation index is one of the two big inflation reports that come out each month.

The bond market that underlies day-to-day interest rate movement is most focused on what's known as "core" inflation, which discounts the more volatile food and energy components. If month over month core inflation is running just under 0.2%, annual inflation would eventually hit its 2.0% target.

Today's monthly core PCE came in at 0.1%, which was lower than the market expected. In year over year terms, there's more work to do, as PCE remained at 2.8%. The market actually expected a 0.1% increase on the annual number.

In general, when reports like PCE (or its counterpoint, CPI) come in lower than expected, it puts downward pressure on rates. Today was no exception with the average lender getting back almost half of the ground lost on Wednesday. Top tier 30yr fixed rates are still over 7%, but only just.

Economic Calendar

Last Week

This Week

Next Week

Time	Event	Actual	Forecast	Prior
Monday, Dec 23				
8:30AM	Nov National Activity Index	-0.12		-0.40
9:30AM	Nov Build permits: change mm (%)	5.2%	6.1%	-0.4%
9:30AM	Nov Building permits: number (ml)	1.493M	1.505M	1.419M
9:30AM	Nov Durables ex-defense mm (%)	-0.3%		0.4%
9:30AM	Nov Core CapEx (%) ☆	0.7%		-0.2%
10:00AM	26-Week Bill Auction (bl)	81		
10:00AM	Dec CB Consumer Confidence (%) ☆		113	111.7
10:00AM	6-Month Bill Auction			4.160%
10:00AM	3-Month Bill Auction			4.250%
10:00AM	26-Week Bill Auction (bl)		72	
10:30AM	Nov Durables ex-transport (%)	-0.1%	0.3%	0.1%
10:30AM	Nov Durable goods (%) ☆	-1.1%	-0.4%	0.2%
10:30AM	NY Fed Treasury Purchases 0 to 1 yrs (%)		\$50 million	
11:30AM	26-Week Bill Auction (bl)	65		
11:30AM	52-Week Bill Auction			4.190%
11:30AM	52-Week Bill Auction (bl)		48	
11:30AM	42-Day Bill Auction (%)			4.270%
1:00PM	2-Year Note Auction			4.274%
1:00PM	2-Yr Note Auction (bl)		69	
7:00PM	US Holiday			
Tuesday, Dec 24				
8:55AM	Dec/21 Redbook yy (%)			4.8%
10:00AM	Dec Rich Fed, services index			9
10:00AM	Nov New Home Sales (%) (%)			-17.3%
10:00AM	Nov New Home Sales (ml) ☆		0.65M	0.61M
10:00AM	Dec Rich Fed comp. index		-9	-14
10:00AM	Dec Rich Fed manuf shipments			-12
11:00AM	Nov Money Supply			\$23.31T
11:30AM	2-Yr Note Auction (bl)	28		
11:30AM	2-Year FRN Auction (%)			0.170%
11:30AM	5-Year Note Auction			4.197%
11:30AM	5-Yr Note Auction (bl) ★		70	
2:00PM	Christmas Eve ★★			
4:30PM	Dec/20 API weekly crude stocks (ml)			-4.7M
7:00PM	US Holiday			

Recent Housing News








- Highest Existing Home Sales Since March
- Modest Refi Surge Was Fun While it Lasted
- Highest Building Permits Since February Despite Slower Housing Starts

Read My Latest Newsletter

Once Again, Mortgage Rates Shoot Higher After a Fed Rate Cut

"If anything on Fed day ends up having an impact on mortgage rates, it would have to be changes in the Fed's rate outlook and/or comments from Fed Chair Powell during the press conference that follows the rate announcement." That's how we closed out last week's newsletter , and there were certainly some changes! The gist was that mortgage rates often correlate very poorly with changes in...

Mortgage Calculators

-  Mortgage Payment w Amortization
-  Loan Comparison
-  Advanced Loan Comparison
-  Early Payoff
-  Should I Refinance?
-  Rent vs. Buy
-  Blended Rate