

# MARKET SUMMARY

Complete Recap of Today's Market Activity

## Small Scale Volatility as Bonds Wait For Jobs Report

Market Summary: Monday, January 6, 2025 - 4:20PM

Bonds lost ground this morning despite a weaker S&P PMI headline. While there were some mitigating factors beyond the headline, we could just as easily conclude that traders are erring on the side of caution heading into a week of Treasury auction supply with another big jobs report on Friday--all while being forced to wait an unknown amount of time to find out where the rubber meets the road on fiscal policies that could further affect the outlook for the economy, inflation, and Treasury issuance. All told, today's volatility was mild at best and we didn't learn anything new about the bigger picture.

### Latest Video Analysis



Small Scale Volatility as Bonds Wait For Jobs Report

### MBS & Treasury Markets

UMBS 5.5	98.41	-0.09	10YR	4.632%	+0.034%	1/6/2025 5:00PM EST
----------	-------	-------	------	--------	---------	---------------------

## Down More Than a Quarter Point From AM Highs

Despite some overnight strength, bonds have been selling steadily during domestic hours. MBS are down just over an eighth of a point on the day, but more than a quarter point from the AM highs. This isn't necessarily a repricing risk situation due to the timing of the weakness (most lenders saw enough of the weakness before their first rate sheet of the day). That said, jumpier lenders who priced earlier in the day could be getting antsy.

10yr yields are up 3.9bps at 4.637.

**MBS MORNING:** No Help From Econ Data as Bonds Prepare For Supply

**ALERT:** Treading Water at Weakest Levels



Oliver Orlicki

Founder, The Orlicki Group

[www.orlickigroup.com](http://www.orlickigroup.com)

P: (813) 302-1616

401 E Jackson Street Suite 2340  
Tampa FL 33602

205123  
2072896



## Today's Mortgage Rates

30YR Fixed 7.10% +0.00%

15YR Fixed 6.50% +0.01% 1/6/2025

### Mortgage Rates Barely Budge to Start New Week

The bond market and have arrived at the first full week of the new year almost exactly where they left off before the X-mas/New Year holiday weeks. There was a small amount of underlying volatility in bonds today, but not enough to translate into volatility for . This kept the average lender near 7.125% for a top tier conventional 30yr fixed rate.

Although the past 2 weeks have been uneventful for rates, the next 2 weeks will be heavily influenced by incoming economic data. There are several honorable mentions over the next few days before getting to this week's headliner on Friday: the jobs report.

The data between now and Friday is certainly capable of causing movement in either direction, but the jobs report is capable of causing much MORE movement. In all cases, bigger volatility requires a bigger deviation from the market's expectations.

Where do expectations come from? Hundreds of economists/analysts submit or publish forecasts for most of the regularly-scheduled economic data. The median of those forecasts is then published as a consensus--effectively THE forecast. In general, if the data suggests the economy is weaker or inflation is lower versus the forecast, it's good for rates.

## Economic Calendar

Last Week

This Week

Next Week

Time	Event	Actual	Forecast	Prior
<b>Monday, Jan 06</b>				
9:15AM	Fed Cook Speech ☆			
9:45AM	Dec S&P Global Composite PMI ☆	55.4	56.6	54.9
9:45AM	Dec S&P Global Services PMI ★★	56.8	58.5	56.1
10:00AM	Nov Factory orders mm (%)	-0.4%	-0.3%	0.2%
10:00AM	Nov Factory ex-transp mm (%)	0.2%		0.1%
10:30AM	NY Fed Treasury Purchases 6 to 10 yrs (%)		\$25 million	
11:30AM	52-Week Bill Auction (bl)	72		
11:30AM	26-Week Bill Auction (bl)	84		
11:30AM	3-Month Bill Auction	4.205%		4.230%
11:30AM	6-Month Bill Auction	4.110%		4.135%
1:00PM	3-Year Note Auction	4.332%		4.117%
1:00PM	3-Yr Note Auction (bl)	58		
<b>Tuesday, Jan 07</b>				
6:00AM	Dec LMI Logistics Managers Index Current	57.3		58.4
8:00AM	Fed Barkin Speech ☆			
8:30AM	Nov Trade Gap (bl)	-\$78.2B	-\$78B	-\$73.8B
8:30AM	Nov Imports	\$351.6B		\$339.6B
8:30AM	Nov Exports	\$273.4B		\$265.7B
8:55AM	Jan/04 Redbook yy (%)	6.8%		7.1%
10:00AM	Nov JOLTs Job Quits ☆	3.065M		3.326M
10:00AM	Dec ISM Biz Activity ★	58.2		53.7
10:00AM	Dec ISM N-Mfg PMI ★★	54.1	53.3	52.1
10:00AM	Dec ISM Services Employment	51.4	51.4	51.5
10:00AM	Dec ISM Services Prices	64.4	57.5	58.2
10:00AM	Nov USA JOLTS Job Openings ★	8.098M	7.70M	7.744M
10:00AM	Dec ISM Services New Orders	54.2	54.2	53.7
11:30AM	52-Week Bill Auction (bl)	85		
11:30AM	42-Day Bill Auction (%)	4.245%		4.280%
1:00PM	10-yr Note Auction (bl) ★	39		
1:00PM	10-Year Note Auction ★	4.68%		4.235%
4:30PM	Jan/03 API weekly crude stocks (ml)	-4.022M	-0.25M	-1.442M

## Recent Housing News








- Home Prices Remain The Housing Market's Biggest Mixed Blessing
- Mortgage Application Activity Evaporates as Data Catches Up With Rates
- Pending Home Sales at Highest Level in Almost 2 Years

## Read My Latest Newsletter

### Mortgage Rates' Holiday Break Ends With Next Week's Economic Data

Even as most of the world has spent the past two days thinking or saying "I can't believe it's 2025 already," mortgage rates won't get back from vacation until next week. They managed to make it through the entire holiday season without any major drama. That was in sharp contrast to the preceding month which saw a decent drop heading into early December and a sharp spike that accelerated aft...

## Mortgage Calculators

-  Mortgage Payment w Amortization
-  Loan Comparison
-  Advanced Loan Comparison
-  Early Payoff
-  Should I Refinance?
-  Rent vs. Buy
-  Blended Rate