

MARKET SUMMARY

Complete Recap of Today's Market Activity

Strongest Close of the Week After Well-Contained Month-End Volatility

Market Summary: Monday, June 2, 2025 - 8:54AM

There was always a reasonably high bar for today's econ data to have a big impact. When it came out right in line with expectations this morning, that ship sailed. That left the month-end trading environment as the most likely source of inspiration. While we can certainly see some evidence of month-end volatility, it played out in a narrow range. More importantly, it resolved with bonds at the strongest levels of the week, even if by only a small margin.

Latest Video Analysis



Stronger Close After Well-Contained Month-End Volatility



Seth Wilcock

MLO, CMA, VMA, CMPS,
CVLS, Resolute Lending
Powered by IMB

www.resolutelending.com

P: (720) 593-6682

M: (720) 590-2492

team@resolutelending.com

3209 W Smith Valley Rd
Greenwood IN 46142-8020

NMLS 389617 | IMB NMLS 2191655
Equal Housing Opportunity



MBS & Treasury Markets

UMBS 5.5	98.81	-0.19	10YR	4.441%	+0.037%	6/2/2025 5:00PM EST
----------	-------	-------	------	--------	---------	---------------------

Ho-Hum PCE Inflation Data Leaves Focus on Month-End Trading

Today's PCE Price Index is one of the two main consumer inflation reports put out by the US government. It's bigger and broader than CPI, but CPI comes out 2 weeks earlier than PCE. CPI and other data also enable traders to forecast PCE much more accurately. Due to the staleness and lower surprise potential, PCE tends to not garner as much of a reaction. Today's installment was even less likely than normal to move the needle as traders are more interested in the evolution of the inflation narrative over the next 6 months or so, with the idea being to allow enough time for tariff policy to stabilize and for any price pressures to be passed through. With the top tier data out of the way, bonds are free to get pushed around by the random, sometimes large trade flows associated with various forms of compulsory month-end trading. for that.

MBS MORNING: Overnight Trading Makes No Guarantees

UPDATE: Small Boost From Claims and GDP Revisions

Today's Mortgage Rates

30YR Fixed	6.96%	+0.01%	15YR Fixed	6.23%	+0.02%	6/2/2025
------------	-------	--------	------------	-------	--------	----------

Another Small Victory For Mortgage Rates

It has turned out to be a surprisingly calm week for and, as of today, largely a victorious one, even if the victories have been modest. Today's installment involves a 0.02% drop in the average top tier 30yr fixed rate. This brings the index to the lowest level of the week and a fairly decent 0.12% below last Friday's levels.

Most of this week's movement took place on Tuesday morning after markets returned from the holiday weekend. Movement has been minimal since then.

While economic data is a perennial source of inspiration for rates, none of this week's data had a major impact. In today's case, the PCE inflation data was in line with expectations, so it wouldn't have made a case for a rate reaction under normal circumstances, let alone the present environment in which that data is taken with a grain of salt as markets wait to see if tariff-driven inflation materializes over the coming months.

Economic Calendar

Last Week | This Week | Next Week

Time	Event	Actual	Forecast	Prior
Monday, Jun 02				
9:45AM	May S&P Global Manuf. PMI ☆	52	52.3	50.2
10:00AM	May ISM Manufacturing Employment	46.8		46.5
10:00AM	Apr Construction spending (%)	-0.4%	0.3%	-0.5%
10:00AM	May ISM Mfg Prices Paid ★	69.4	70.2	69.8
10:00AM	May ISM Manufacturing PMI ★★	48.5	49.5	48.7
10:15AM	Fed Logan Speech ☆			
12:45PM	Fed Goolsbee Speech ☆			
12:45PM	Fed Goolsbee Speech ☆			
1:00PM	Fed Chair Powell Speech ★★			
Tuesday, Jun 03				
10:00AM	Apr Factory orders mm (%)	-3.7%	-3%	3.4%
10:00AM	Apr JOLTs Job Quits (ml) ☆	3.194M		3.332M
10:00AM	Apr USA JOLTS Job Openings (ml) ★	7.391M	7.10M	7.192M
10:10AM	Jun IBD economic optimism	49.2	49.1	47.9
12:45PM	Fed Goolsbee Speech ☆			
1:00PM	Fed Cook Speech ☆			
3:30PM	Fed Logan Speech ☆			
4:30PM	May Total Vehicle Sales (ml)	15.65M	16.3M	17.25M

Recent Housing News








- [Pending Home Sales Slip, But the Broader Story Remains the Same](#)
- [Purchase and Refi Demand Diverge Again](#)
- [Home Prices Falling or Growing Less Quickly?](#)

Read My Latest Newsletter

Calmer, Friendlier Week For Rates Amid Mixed Signals For Housing

In addition to being shorter than normal due to the Memorial Day holiday, there wasn't much meat on this week's event calendar - at least not as far as the rate market was concerned. Earnings releases caused some volatility in the stock market, but rates drifted sideways to slightly lower after a larger drop on Tuesday. Interestingly enough, Tuesday's drop was more to do with bond market improve...

Mortgage Calculators

-  [Mortgage Payment w Amortization](#)
-  [Loan Comparison](#)
-  [Advanced Loan Comparison](#)
-  [Early Payoff](#)
-  [Should I Refinance?](#)
-  [Rent vs. Buy](#)
-  [Blended Rate](#)