

# MARKET SUMMARY

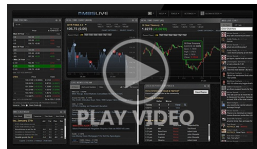
Complete Recap of Today's Market Activity

## Needle Threaded. Now What?

Market Summary: Saturday, July 19, 2025 - 3:48AM

As always, big-ticket data and/or news headlines have **potential** energy in terms of their impact on bonds/rates. For instance, this week's CPI **could** have caused a big move higher or lower. Same story with Trump/Powell headlines. Realized impacts of high-potential-energy events can vary quite a bit. All too often, separate considerations, data line-items, or headlines and subsequent retractions act as offsetting penalties that return the bond market to the original line of scrimmage. Such was the case this week and Friday didn't do anything to change that. In fact, it solidified the feat. From here, in terms of what's on the calendar, apart from the lame duck Fed announcement at the end of July, we're mostly waiting for the next jobs report in early August.

### Latest Video Analysis



Needle Threaded. Now What



### Gary Kesler

Executive Finance Manager,  
Central Valley Home  
Lending

[www.cvh lending.com](http://www.cvh lending.com)

**M:** (916) 804-0142

[gary@cvhlending.com](mailto:gary@cvhlending.com)

3461 Fair Oaks Blvd. Ste 125  
Sacramento CA 95864

CVHL NMLS #2455817

MLO NMLS #693579



### MBS & Treasury Markets

UMBS 5.5	99.25	+0.12	10YR	4.419%	-0.034%	7/18/2025 5:00PM EST
----------	-------	-------	------	--------	---------	----------------------

## Slow Green Friday

At the end of a week with a few big ticket economic reports and unexpected headline-induced volatility, who wouldn't like a break? Friday's calendar offers respite with only Consumer Sentiment and residential construction numbers. Neither are market movers. As such, because bonds were green overnight, they remain green as we head into the afternoon. If markets closed right now, we'd be perfectly unchanged on the week.

**ALERT:** Down an Eighth From Highs

**MBS MORNING:** Decent Start Despite Stronger Retail Sales Headline

Today's Mortgage Rates

30YR Fixed	6.81%	-0.01%	15YR Fixed	6.04%	-0.03%	7/18/2025
------------	-------	--------	------------	-------	--------	-----------

Mortgage Rates Barely Budge Today and This Week

While any rate watcher's bingo card should always have a few squares devoted to "unchanged, flat, etc.," this week's had at least as many squares reserved for a big reaction to inflation data. Specifically, Tuesday's inflation data had the power to cause a big move in rates. While it was the week's biggest influence, rates actually managed to hold flat overall.

Friday did very little to alter that reality. By Thursday, we were already back in line with last week's latest levels. Friday technically pushed our 30yr fixed index 0.01% lower, so it's a victory despite being the smallest variety.

We're not able to read much--if anything--into this flatness. Inflation data and news headlines amounted to a threading of the proverbial needle. Without any decisive momentum from this week's events, we're now likely waiting until the first week of August before scheduled data has another chance to cause a big reaction.

Economic Calendar

Last Week | This Week | Next Week

Time	Event	Actual	Forecast	Prior
Friday, Jul 18				
12:00AM	Roll Date - Ginnie Mae 30YR			
8:30AM	Jun Building Permits (ml)	1.397M	1.39M	1.394M
8:30AM	Jun Housing starts number mm (ml)	1.321M	1.30M	1.256M
10:00AM	Jul Sentiment: 1y Inflation (%) ☆	4.4%		5%
10:00AM	Jul Sentiment: 5y Inflation (%) ☆	3.6%		4%
10:00AM	Jul U Mich conditions ☆	66.8	63.9	64.8
10:00AM	Jul Consumer Sentiment (ip) ☆	61.8	61.5	60.7
Monday, Jul 21				
10:00AM	Jun CB Leading Index MoM (%)		-0.1%	-0.1%








Recent Housing News

- Rising Rates Hit Mortgage Apps, But Pace Remains Better Than 2024
- Builder Outlook Ticks Up Despite More Price Cuts and Less Buyer Traffic
- Builders Breaking More Ground, But Not on Single Family Homes

## Mixed Inflation Data Overshadowed by Headline Drama

It was a hotly anticipated week, mainly due to the scheduled release of important inflation data on Tuesday, but the rate market almost got more than it bargained for thanks to unexpected headlines the following day. Tuesday’s Consumer Price Index (CPI) provided the first major, national glimpse of inflation in June. It was also the biggest opportunity yet to see whether ta...

### Mortgage Calculators

-  Mortgage Payment w Amortization
-  Loan Comparison
-  Advanced Loan Comparison
-  Early Payoff
-  Should I Refinance?
-  Rent vs. Buy
-  Blended Rate