

MARKET SUMMARY

Complete Recap of Today's Market Activity

Bonds Recovering a Bit After "Framework of a Deal" on Greenland

Market Summary: Wednesday, January 21, 2026 - 8:20PM

Geopolitics have been front and center for financial markets over the past 2 days with both stocks and bonds taking clear cues from newswires pertaining to tariff brinksmanship, trade deal negotiations, foreign wealth fund participation, and ultimately, the late-day announcement of a "framework of a deal" regarding Greenland. Details are in short supply, but the most important development being a pause on the plan to implement new tariffs on February 1st. Markets are cautiously trading this as a win for now with stocks and bonds at the best levels of the week, but definitely not back in line with last week's levels.

Market Movement Recap

- 09:54 AM choppy, sideways overnight session and little-changed so far. MBS up 2 ticks (.06) and 10yr down 1bp at 4.286
- 01:25 PM reasonably well received 20yr bond auction. 10yr down 3 bps at 4.266 and MBS up an eighth.
- 02:57 PM Best levels of the day after Greenland-related tariff pause and word of a "deal framework." MBS up 6 ticks (.19) and 10yr down 4.6bps at 4.25

Latest Video Analysis



Bonds Recovering a Bit After Framework of a Deal on Greenland



Dan Clifton

The Home Loan Guru,
Clifton Mortgage Solutions

CliftonMortgageSolutions.com

P: (888) 681-0777

M: (407) 252-3039

dan@cliftonmortgagesolutions.com

1177 Louisiana Ave
Winter Park FL 32789



NMLS #284174



UMBS 5.0	99.93	+0.22	10YR	4.238%	-0.058%	1/21/2026 5:00PM EST
----------	-------	-------	------	--------	---------	----------------------

Calmer Day so Far, But No Relief From Recent Rout

With mortgage rates right where they were 2 weeks ago, things could be worse. But after rising 20bps from last week's lows, things could also certainly be better. A vast majority of recent volatility was seen at the start of the holiday-shortened week yesterday with a move that left no doubt as to the range breakout in 10yr yields. Geopolitical issues were the key driver and Japanese debt drama played a small supporting role. Now today, with Japanese bonds recovering a bit and no new geopolitical escalation in Davos speeches, bond bearishness has cooled off and given way to more sideways vibes. At many times over the past few years, we've been much more interested in economic data than geopolitics, but that balance is shifting. Econ data will certainly still matter, but geopolitics and domestic fiscal developments will be worthy additional considerations.

-  **ALERT:** Down by Just Over an Eighth From Highs
-  **MBS MORNING:** Bonds Brace For Greenland Fallout. Japan Not Helping Either

Today's Mortgage Rates

30YR Fixed	6.20%	-0.01%	15YR Fixed	5.76%	+0.01%	1/21/2026
------------	-------	--------	------------	-------	--------	-----------

Mortgage Rates Sideways to Slightly Lower

Markets held more sideways overnight as traders awaited further geopolitical developments today surrounding Greenland. Both stocks and bonds lost ground yesterday on the threat of additional tariffs (and counter-tariffs) as well as decreased participation in the US bond market from foreign wealth funds.

When bonds lose ground, rates move higher.

Bond market improvement was tentative earlier in the day but more noticeable in the afternoon when Trump announced "the framework of a deal" just after 2:30pm ET. Both stocks and bonds rallied on the news.

Up until that point, were holding right in line with yesterday's latest levels, but some lenders are offering mid-day improvements this afternoon.

Time	Event	Actual	Forecast	Prior
Wednesday, Jan 21				
12:00AM	Roll Date - Ginnie Mae 30YR			
7:00AM	Jan/16 MBA Refi Index	1580.8		1313.1
7:00AM	Jan/16 Mortgage Market Index	397.2		348.0
7:00AM	Jan/16 MBA Purchase Index	194.1		184.6
8:30AM	US President Trump Speech (%) ☆			
10:00AM	Sep Construction spending (%)	-0.6%	-0.1%	0.2%
10:00AM	Oct Construction spending (%)	0.5%	0.1%	-0.6%
10:00AM	Dec Pending Home Sales (%) ☆	-9.3%	-0.3%	3.3%
1:00PM	20-Yr Bond Auction (bl)	13		
Thursday, Jan 22				
8:30AM	Q3 GDP Final Sales (%)		4.6%	7.5%
8:30AM	Q3 PCE Prices (Q/Q) ☆		2.8%	2.1%
8:30AM	Q3 GDP (%) ★		4.3%	3.8%
8:30AM	Jan/10 Continued Claims (k) ☆			1884K
8:30AM	Jan/17 Jobless Claims (k) ☆		212K	198K
10:00AM	Oct Core PCE (y/y) (%) ☆		2.7%	2.8%
10:00AM	Oct Core PCE (m/m) (%) ★		0.2%	0.2%
10:00AM	Oct PCE (y/y) (%) ☆			2.8%
10:00AM	Oct PCE prices (m/m) (%) ☆		0.2%	0.3%
10:00AM	Nov Core PCE (y/y) (%) ☆		2.8%	
12:00PM	Jan/16 Crude Oil Inventory (ml)		-2.5M	3.391M
1:00PM	10-yr Note Auction (bl) ★		21	








Recent Housing News

- Builder Sentiment Survey Not Yet Reflecting Recent Rate Changes
- Existing-Home Sales Jump 5.1% in December, Strongest Pace in Nearly Three Years
- Bond Buying Announcement Leads Surge in Mortgage Apps

Mortgage Rates Actually Moved a Bit Higher This Week, But Remain Near Multi-Year Lows

First things first: if we take the last 5 days out of the equation, today's mortgage rates are still the lowest since early 2023. But they spent most of those last 5 days moving up from even lower levels. The changes are small in the big picture, but the distinction is important considering widespread reporting based on Freddie Mac's weekly rate survey. Freddie's data comes out on Thursdays and...

Mortgage Calculators

-  [Mortgage Payment w Amortization](#)
-  [Loan Comparison](#)
-  [Advanced Loan Comparison](#)
-  [Early Payoff](#)
-  [Should I Refinance?](#)
-  [Rent vs. Buy](#)
-  [Blended Rate](#)