

ECONOMIC CALENDAR

Stay Informed of Market-Moving Events

US Economic Calendar - This Week

Follow the latest US economic indicators as they're released with this real-time calendar.

Monday, Apr 07

Date	Event	Actual	Forecast	Prior
9:45AM	Mar Used Car Prices MoM	-0.7%		-0.7%
9:45AM	Mar Used Car Prices YoY	-0.2%		0.1%
10:30AM	Fed Kugler Speech ☆			
11:30AM	52-Week Bill Auction (bl)	76		
11:30AM	6-Month Bill Auction	4.000%		4.070%
11:30AM	3-Month Bill Auction	4.175%		4.205%
11:30AM	26-Week Bill Auction (bl)	68		
3:00PM	Feb Consumer credit (bl)	\$-0.81B	\$15.2B	\$18.08B

Tuesday, Apr 08

Date	Event	Actual	Forecast	Prior
6:00AM	Mar NFIB Business Optimism Index	97.4	101.3	100.7
8:55AM	Apr/05 Redbook yy (%)	7.2%		4.8%
11:30AM	26-Week Bill Auction (bl)	70		
1:00PM	3-Year Note Auction	3.784%		3.908%
1:00PM	3-Yr Note Auction (bl)	58		
2:00PM	Fed Daly Speech ☆			
4:30PM	Apr/04 API weekly crude stocks (ml)	-1.057M		6.037M



Dena Rodriguez

Mortgage Banker, The
Federal Savings Bank

www.thefederalsavingsbank.com/d

P: (314) 451-2484

M: (830) 310-4939

drodriguez@thefederalsavingsbank.com

1 South 4th Street
Columbia MO 65201
1250387



Wednesday, Apr 09

Date	Event	Actual	Forecast	Prior
7:00AM	Apr/04 MBA 30-yr mortgage rate (%)	6.61%		6.7%
7:00AM	Apr/04 MBA Mortgage Applications	20%		-1.6%
7:00AM	Apr/04 MBA Purchase Index	172.7		158.2
7:00AM	Apr/04 Mortgage Market Index	292.3		243.6
7:00AM	Apr/04 MBA Refi Index	961.4		710.4
10:00AM	Feb Wholesale inventories mm (%) ☆	0.3%	0.3%	0.8%
10:30AM	Apr/04 EIA Refinery Crude Runs Change	0.069M		-0.192M
10:30AM	Apr/04 EIA Heating Oil Stocks Change	-0.02M		0.209M
10:30AM	Apr/04 EIA Gasoline Production Change	-0.338M		0.062M
10:30AM	Apr/04 EIA Gasoline Stocks Change	-1.6M	-1.7M	-1.551M
10:30AM	Apr/04 EIA Crude Oil Imports Change	0.36M		0.999M
10:30AM	Apr/04 EIA Distillate Stocks Change	-3.544M	0.2M	0.264M
10:30AM	Apr/04 Crude Oil Inventory (ml)	2.553M	2.2M	6.165M
10:30AM	Apr/04 EIA Distillate Fuel Production Change	-0.019M		0.164M
10:30AM	Apr/04 EIA Cushing Crude Oil Stocks Change	0.681M		2.373M
11:30AM	17-Week Bill Auction	4.250%		4.200%
12:30PM	Fed Barkin Speech ☆			
1:00PM	10-yr Note Auction (bl) ★	39		
1:00PM	10-Year Note Auction ★	4.435%		4.310%
2:00PM	FOMC Minutes ★★			





Thursday, Apr 10

Date	Event	Actual	Forecast	Prior
8:30AM	Mar y/y Headline CPI (%) ☆		2.6%	2.8%
8:30AM	Mar m/m Headline CPI (%) ★		0.1%	0.2%
8:30AM	Apr/05 Jobless claims 4-wk avg (k)			223K
8:30AM	Apr/05 Jobless Claims (k) ★		223K	219K
8:30AM	Mar y/y CORE CPI (%) ★★		3%	3.1%
8:30AM	Mar Core CPI index, sa			319.775
8:30AM	Mar m/m CORE CPI (%) ★★		0.3%	0.2%
8:30AM	Mar/29 Continued Claims (ml)		1880K	1903K
8:30AM	Mar CPI index, nsa		320.17	319.082
9:30AM	Fed Logan Speech ☆			
10:30AM	Apr/04 Nat gas-EIA, change bcf		60Bcf	29Bcf
11:30AM	8-Week Bill Auction			4.240%
11:30AM	4-Week Bill Auction			4.240%
12:00PM	Apr/10 30-Year Mortgage Rate			6.64%
12:00PM	WASDE Report (%)			
12:00PM	Apr/10 15-Year Mortgage Rate			5.82%
12:00PM	Fed Golsbee Speech ☆			
12:00PM	Fed Golsbee Speech ☆			
12:00PM	Fed Goolsbee Speech ☆			
1:00PM	30-Yr Bond Auction (bl) ☆	22		
1:00PM	30-Year Bond Auction ☆			4.623%
2:00PM	Mar Federal budget, \$ (bl)		\$-236.6B	\$-307B
4:30PM	Apr/09 Central Bank Balance Sheet			\$6.72T

Friday, Apr 11

Date	Event	Actual	Forecast	Prior
12:00AM	Roll Date - UMBS 30YR			
8:30AM	Mar PPI YoY		3.3%	3.2%
8:30AM	Mar Core Producer Prices YY (%) ★		3.6%	3.4%
8:30AM	Mar PPI Ex Food, Energy and Trade MoM			0.2%
8:30AM	Mar Core Producer Prices MM (%) ★		0.3%	-0.1%
8:30AM	Mar PPI Ex Food, Energy and Trade YoY			3.3%
8:30AM	Mar PPI			147.953
8:30AM	Mar Producer Prices (%)		0.2%	0%
10:00AM	Apr Sentiment: 1y Inflation (%) ☆			5%
10:00AM	Apr Sentiment: 5y Inflation (%) ☆			4.1%
10:00AM	Apr Michigan Consumer Expectations Final		50.8	52.6
10:00AM	Apr U Mich conditions ☆		61.5	63.8
10:00AM	Apr Consumer Sentiment (ip) ☆		54.5	57.0
10:00AM	Fed Musalem Speech ☆			
11:00AM	Fed Williams Speech ☆			
1:00PM	Apr/11 Baker Hughes Oil Rig Count			489
1:00PM	Apr/11 Baker Hughes Total Rig Count			590

Event Importance:

No Stars = Insignificant |  Low |  Moderate |  Important |  Very Important